

Product datasheet for **TA812257BM**

GI24 (C10orf54) Mouse Monoclonal Antibody (HRP conjugated) [Clone ID: OTI7A6D5]

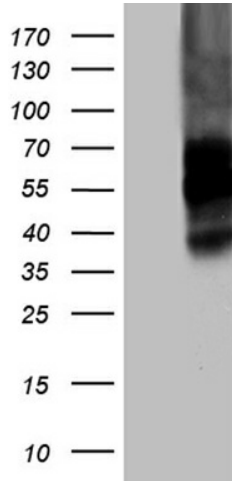
Product data:

Product Type:	Primary Antibodies
Clone Name:	OTI7A6D5
Applications:	FC, WB
Recommended Dilution:	WB 1:500, FLOW 1:100
Reactivity:	Human
Host:	Mouse
Isotype:	IgG1
Clonality:	Monoclonal
Immunogen:	Full length human recombinant protein of human C10ORF54 (NP_071436) produced in HEK293T cell.
Formulation:	PBS (pH 7.3) containing 1% BSA, 50% glycerol.
Concentration:	0.5 mg/ml
Purification:	Purified from mouse ascites fluids or tissue culture supernatant by affinity chromatography (protein A/G)
Conjugation:	HRP
Storage:	Store at -20°C as received.
Stability:	Stable for 12 months from date of receipt.
Predicted Protein Size:	33.7 kDa
Gene Name:	chromosome 10 open reading frame 54
Database Link:	NP_071436 Entrez Gene 64115 Human Q9H7M9
Synonyms:	B7-H5; B7H5; GI24; PP2135; SISP1
Protein Families:	Transmembrane

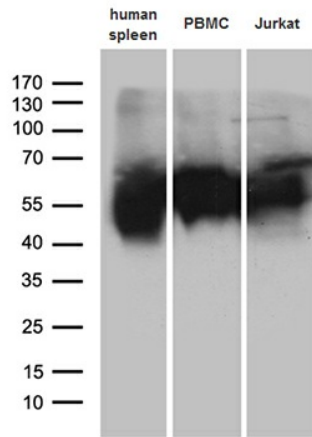


[View online »](#)

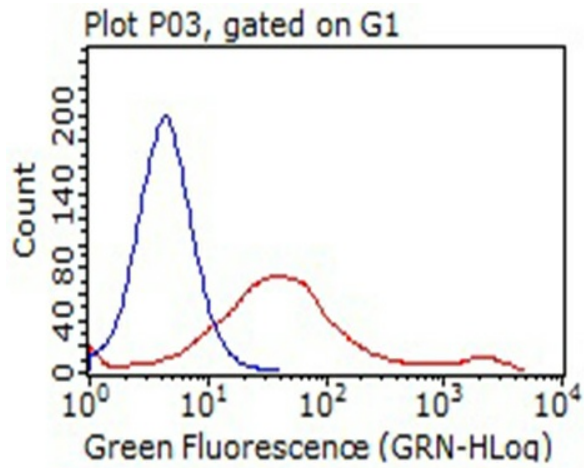
Product images:



HEK293T cells were transfected with the pCMV6-ENTRY control (Cat# [PS100001], Left lane) or pCMV6-ENTRY C10orf54 (Cat# [RC204547], Right lane) cDNA for 48 hrs and lysed. Equivalent amounts of cell lysates (5 ug per lane) were separated by SDS-PAGE and immunoblotted with anti-C10orf54 antibody (Cat# [TA812257]). Positive lysates [LY411741] (100ug) and [LC411741] (20ug) can be purchased separately from OriGene.



Western blot analysis of extracts (35ug) from 3 cell lines and human spleen tissue lysate by using anti-C10orf54 monoclonal antibody (1:500).



HEK293T cells transfected with either [RC204547] overexpress plasmid (Red) or empty vector control plasmid (Blue) were immunostained by anti-C10orf54 antibody ([TA812257]), and then analyzed by flow cytometry (1:100).