

Product datasheet for **TA811891S**

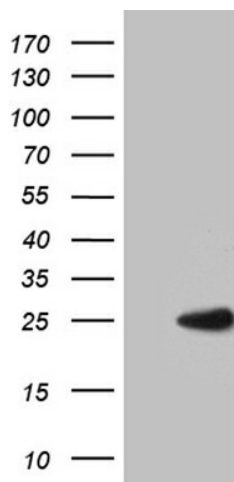
MED9 Mouse Monoclonal Antibody [Clone ID: OTI7F11]

Product data:

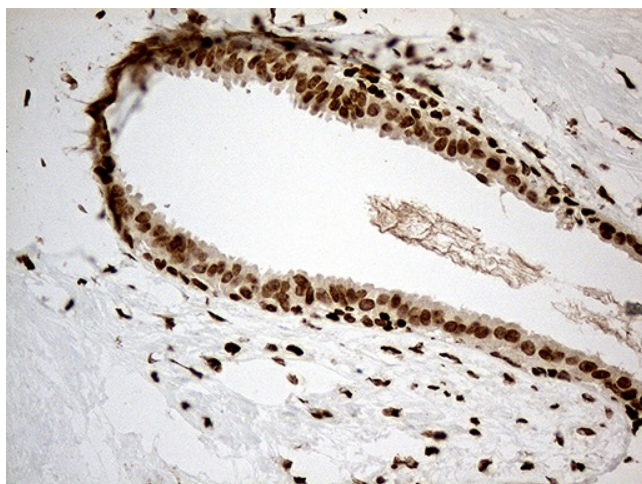
Product Type:	Primary Antibodies
Clone Name:	OTI7F11
Applications:	IHC, WB
Recommended Dilution:	WB 1:2000, IHC 1:1000
Reactivity:	Human
Host:	Mouse
Isotype:	IgG1
Clonality:	Monoclonal
Immunogen:	Full length human recombinant protein of human MED9 (NP_060489) produced in E.coli.
Formulation:	PBS (pH 7.3) containing 1% BSA, 50% glycerol and 0.02% sodium azide.
Concentration:	1 mg/ml
Purification:	Purified from mouse ascites fluids or tissue culture supernatant by affinity chromatography (protein A/G)
Conjugation:	Unconjugated
Storage:	Store at -20°C as received.
Stability:	Stable for 12 months from date of receipt.
Predicted Protein Size:	16.2 kDa
Gene Name:	mediator complex subunit 9
Database Link:	NP_060489 Entrez Gene 55090 Human Q9NWA0
Background:	The multiprotein Mediator complex is a coactivator required for activation of RNA polymerase II transcription by DNA bound transcription factors. The protein encoded by this gene is thought to be a subunit of the Mediator complex. This gene is located within the Smith-Magenis syndrome region on chromosome 17. [provided by RefSeq, Jul 2008]
Synonyms:	MED25



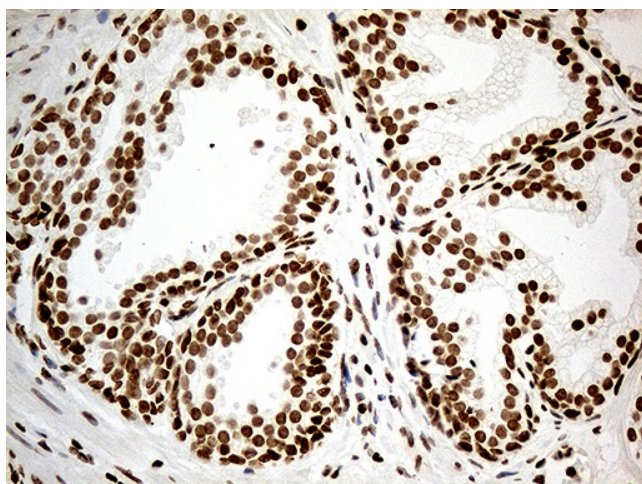
[View online »](#)

Product images:

HEK293T cells were transfected with the pCMV6-ENTRY control (Cat# [PS100001], Left lane) or pCMV6-ENTRY MED9 (Cat# [RC211226], Right lane) cDNA for 48 hrs and lysed. Equivalent amounts of cell lysates (5 ug per lane) were separated by SDS-PAGE and immunoblotted with anti-MED9 (Cat# [TA811891]). Positive lysates [LY413384] (100ug) and [LC413384] (20ug) can be purchased separately from OriGene.



Immunohistochemical staining of paraffin-embedded Human breast tissue within the normal limits using anti-MED9 mouse monoclonal antibody. (Heat-induced epitope retrieval by 1mM EDTA in 10mM Tris buffer (pH8.5) at 120°C for 3min, [TA811891]) (1:1000)



Immunohistochemical staining of paraffin-embedded Carcinoma of Human prostate tissue using anti-MED9 mouse monoclonal antibody. (Heat-induced epitope retrieval by 1mM EDTA in 10mM Tris buffer (pH8.5) at 120°C for 3min, [TA811891]) (1:1000)

