

## Product datasheet for **TA811828**

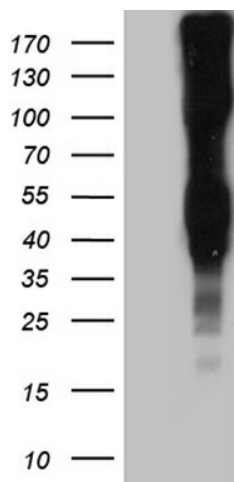
### CD229 (LY9) Mouse Monoclonal Antibody [Clone ID: OTI2H4]

#### Product data:

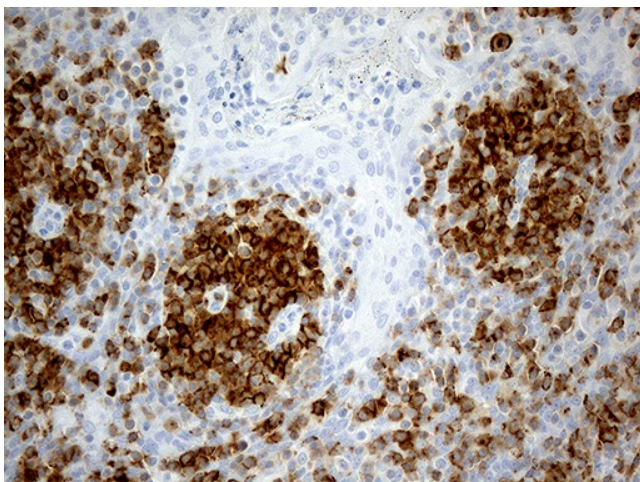
Product Type:	Primary Antibodies
Clone Name:	OTI2H4
Applications:	IHC, WB
Recommended Dilution:	WB 1:2000, IHC 1:500
Reactivity:	Human
Host:	Mouse
Isotype:	IgG1
Clonality:	Monoclonal
Immunogen:	Human recombinant protein fragment corresponding to amino acids 48-454 of human LY9 (NP_002339) produced in SF9 cell.
Formulation:	PBS (pH 7.3) containing 1% BSA, 50% glycerol and 0.02% sodium azide.
Concentration:	1 mg/ml
Purification:	Purified from mouse ascites fluids or tissue culture supernatant by affinity chromatography (protein A/G)
Conjugation:	Unconjugated
Storage:	Store at -20°C as received.
Stability:	Stable for 12 months from date of receipt.
Predicted Protein Size:	72 kDa
Gene Name:	lymphocyte antigen 9
Database Link:	<a href="#">NP_002339</a> <a href="#">Entrez Gene 4063 Human</a> <a href="#">Q9HBG7</a>
Background:	LY9 belongs to the SLAM family of immunomodulatory receptors (see SLAMF1; MIM 603492) and interacts with the adaptor molecule SAP (SH2D1A; MIM 300490) (Graham et al., 2006 [PubMed 16365421]). [supplied by OMIM, Mar 2008]
Synonyms:	CD229; hly9; mLY9; SLAMF3
Protein Families:	Transmembrane



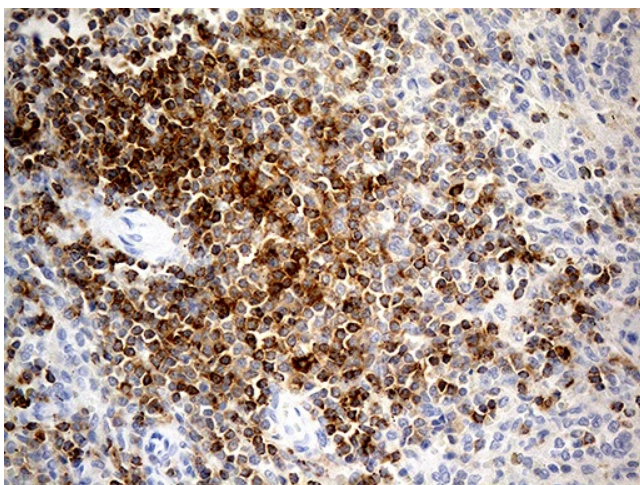
[View online »](#)

**Product images:**

HEK293T cells were transfected with the pCMV6-ENTRY control (Cat# [PS100001], Left lane) or pCMV6-ENTRY LY9 (Cat# [RC218201], Right lane) cDNA for 48 hrs and lysed. Equivalent amounts of cell lysates (5 ug per lane) were separated by SDS-PAGE and immunoblotted with anti-LY9 (Cat# TA811828)(1:2000). Positive lysates [LY419384] (100ug) and [LC419384] (20ug) can be purchased separately from OriGene.



Immunohistochemical staining of paraffin-embedded Human tonsil within the normal limits using anti-LY9 mouse monoclonal antibody. (Heat-induced epitope retrieval by 1mM EDTA in 10mM Tris buffer (pH8.5) at 120°C for 3min, TA811828) (1:500)



Immunohistochemical staining of paraffin-embedded Human spleen tissue within the normal limits using anti-LY9 mouse monoclonal antibody. (Heat-induced epitope retrieval by 1mM EDTA in 10mM Tris buffer (pH8.5) at 120°C for 3min, TA811828) (1:500)