

Product datasheet for **TA811728S**

Interleukin 34 (IL34) Mouse Monoclonal Antibody [Clone ID: OTI8C4]

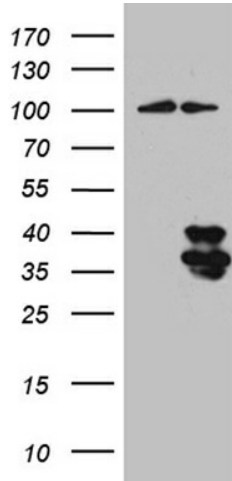
Product data:

Product Type:	Primary Antibodies
Clone Name:	OTI8C4
Applications:	IHC, WB
Recommended Dilution:	WB 1:2000, IHC 1:500
Reactivity:	Human
Host:	Mouse
Isotype:	IgG2a
Clonality:	Monoclonal
Immunogen:	Human recombinant protein fragment corresponding to amino acids 77-242 of human IL34 (NP_689669) produced in E.coli.
Formulation:	PBS (pH 7.3) containing 1% BSA, 50% glycerol and 0.02% sodium azide.
Concentration:	1 mg/ml
Purification:	Purified from mouse ascites fluids or tissue culture supernatant by affinity chromatography (protein A/G)
Conjugation:	Unconjugated
Storage:	Store at -20°C as received.
Stability:	Stable for 12 months from date of receipt.
Predicted Protein Size:	27.3 kDa
Gene Name:	interleukin 34
Database Link:	NP_689669 Entrez Gene 146433 Human Q6ZMJ4
Background:	Interleukin-34 is a cytokine that promotes the differentiation and viability of monocytes and macrophages through the colony-stimulating factor-1 receptor (CSF1R; MIM 164770) (Lin et al., 2008 [PubMed 18467591]). [supplied by OMIM, May 2008]
Synonyms:	C16orf77; IL-34

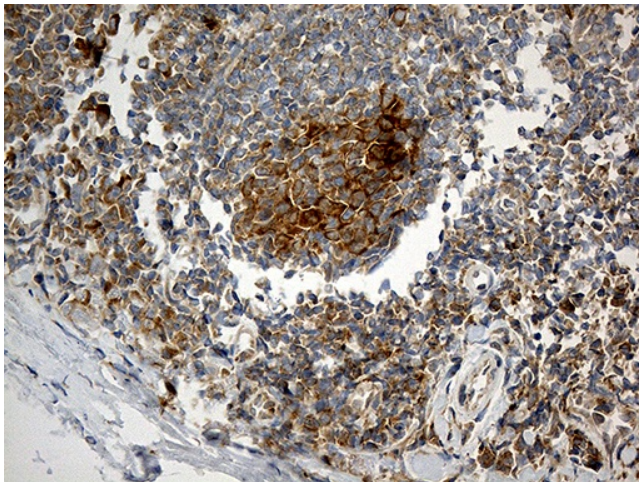


[View online »](#)

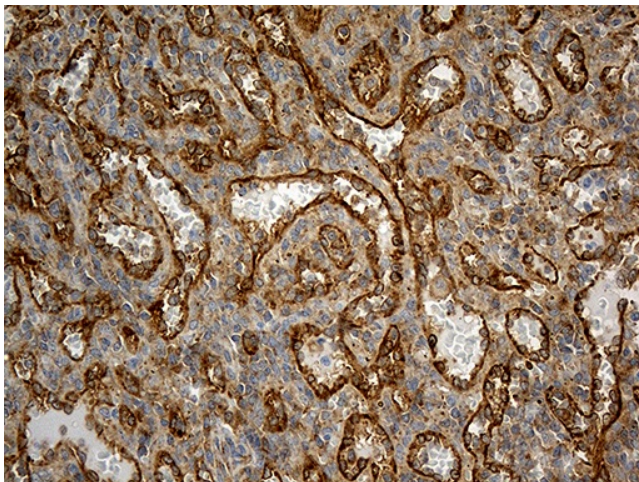
Product images:



HEK293T cells were transfected with the pCMV6-ENTRY control (Left lane) or pCMV6-ENTRY IL34 ([RC206629], Right lane) cDNA for 48 hrs and lysed. Equivalent amounts of cell lysates (5 ug per lane) were separated by SDS-PAGE and immunoblotted with anti-IL34 (1:2000). Positive lysates [LY403469] (100ug) and [LC403469] (20ug) can be purchased separately from OriGene.



Immunohistochemical staining of paraffin-embedded Human tonsil within the normal limits using anti-IL34 mouse monoclonal antibody. (Heat-induced epitope retrieval by 1mM EDTA in 10mM Tris buffer (pH8.5) at 120°C for 3min, [TA811728]) (1:500)



Immunohistochemical staining of paraffin-embedded Human spleen tissue within the normal limits using anti-IL34 mouse monoclonal antibody. (Heat-induced epitope retrieval by 1mM EDTA in 10mM Tris buffer (pH8.5) at 120°C for 3min, [TA811728]) (1:500)

