

Product datasheet for **TA811692S**

RNF12 (RLIM) Mouse Monoclonal Antibody [Clone ID: OTI2D7]

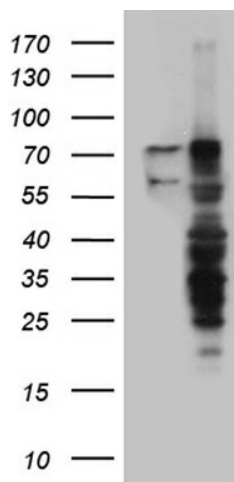
Product data:

Product Type:	Primary Antibodies
Clone Name:	OTI2D7
Applications:	IHC, WB
Recommended Dilution:	WB 1:500~2000, IHC 1:500
Reactivity:	Human, Mouse, Rat
Host:	Mouse
Isotype:	IgG1
Clonality:	Monoclonal
Immunogen:	Full length human recombinant protein of human RLIM (NP_899196) produced in E.coli.
Formulation:	PBS (pH 7.3) containing 1% BSA, 50% glycerol and 0.02% sodium azide.
Concentration:	1 mg/ml
Purification:	Purified from mouse ascites fluids or tissue culture supernatant by affinity chromatography (protein A/G)
Conjugation:	Unconjugated
Storage:	Store at -20°C as received.
Stability:	Stable for 12 months from date of receipt.
Gene Name:	ring finger protein, LIM domain interacting
Database Link:	NP_899196 Entrez Gene 51132 Human Q9NWW2
Background:	The protein encoded by this gene is a RING-H2 zinc finger protein. It has been shown to be an E3 ubiquitin protein ligase that targets LIM domain binding 1 (LDB1/CLIM), and causes proteasome-dependent degradation of LDB1. This protein and LDB1 are co-repressors of LHX1/LIM-1, a homeodomain transcription factor. Multiple alternatively spliced variants, encoding the same protein, have been identified. [provided by RefSeq, Feb 2009]
Synonyms:	NY-REN-43; RNF12
Protein Families:	Druggable Genome, Transcription Factors

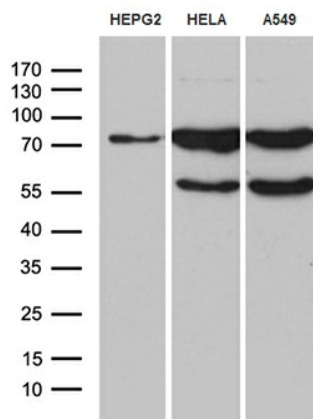


[View online »](#)

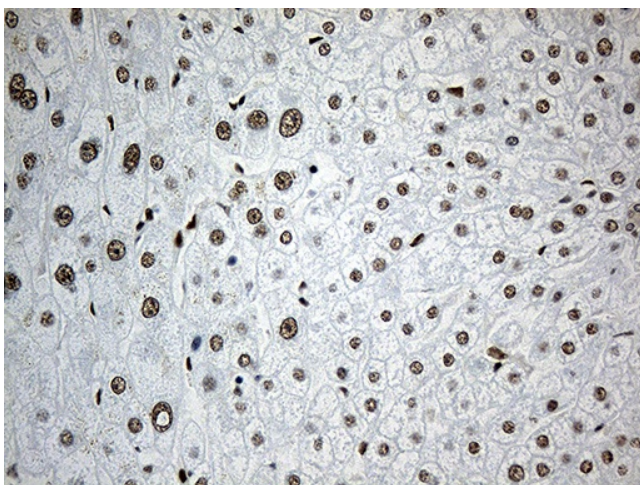
Product images:



HEK293T cells were transfected with the pCMV6-ENTRY control (Cat# [PS100001], Left lane) or pCMV6-ENTRY RLIM (Cat# [RC203442], Right lane) cDNA for 48 hrs and lysed. Equivalent amounts of cell lysates (5 ug per lane) were separated by SDS-PAGE and immunoblotted with anti-RLIM (Cat# [TA811692])(1:2000).



Western blot analysis of extracts (35ug) from 3 different cell lines by using anti-RLIM monoclonal antibody (1:500).



Immunohistochemical staining of paraffin-embedded Human liver tissue within the normal limits using anti-RLIM mouse monoclonal antibody. (Heat-induced epitope retrieval by 1mM EDTA in 10mM Tris buffer (pH8.5) at 120°C for 3min, [TA811692]) (1:500)