

Product datasheet for **TA811626**


IFITM2 Mouse Monoclonal Antibody [Clone ID: OTI4E3]

Product data:

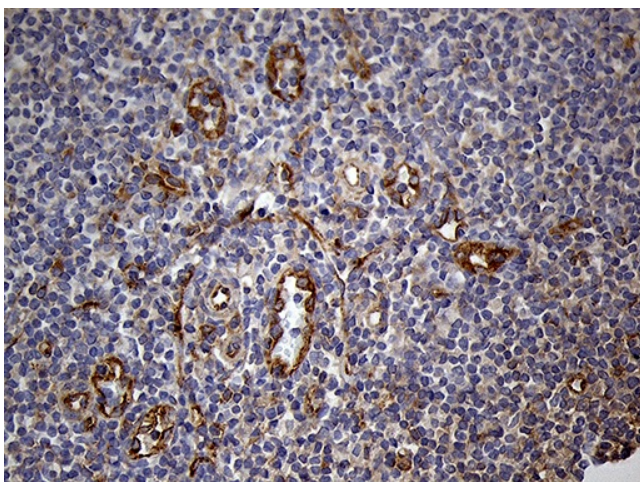
Product Type:	Primary Antibodies
Clone Name:	OTI4E3
Applications:	IHC, WB
Recommended Dilution:	WB 1:500, IHC 1:2000
Reactivity:	Human
Host:	Mouse
Isotype:	IgG2a
Clonality:	Monoclonal
Immunogen:	Full length human recombinant protein of human IFITM2 (NP_006426) produced in E.coli.
Formulation:	PBS (pH 7.3) containing 1% BSA, 50% glycerol and 0.02% sodium azide.
Concentration:	1 mg/ml
Purification:	Purified from mouse ascites fluids or tissue culture supernatant by affinity chromatography (protein A/G)
Conjugation:	Unconjugated
Storage:	Store at -20°C as received.
Stability:	Stable for 12 months from date of receipt.
Gene Name:	interferon induced transmembrane protein 2
Database Link:	NP_006426 Entrez Gene 10581 Human Q01629
Synonyms:	1-8D; DSPA2c
Protein Families:	Transmembrane



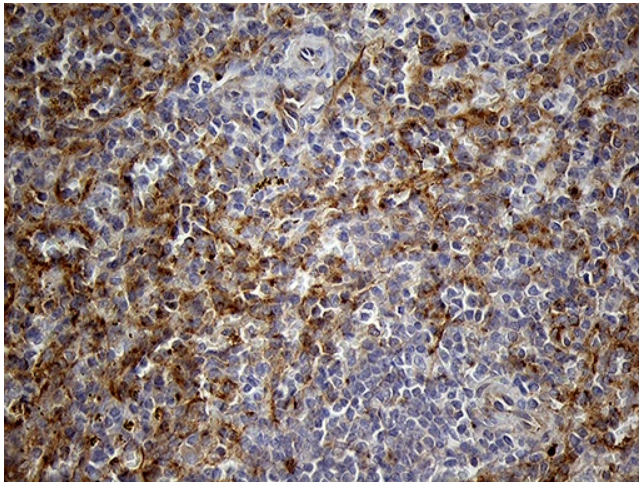
[View online »](#)

Product images:

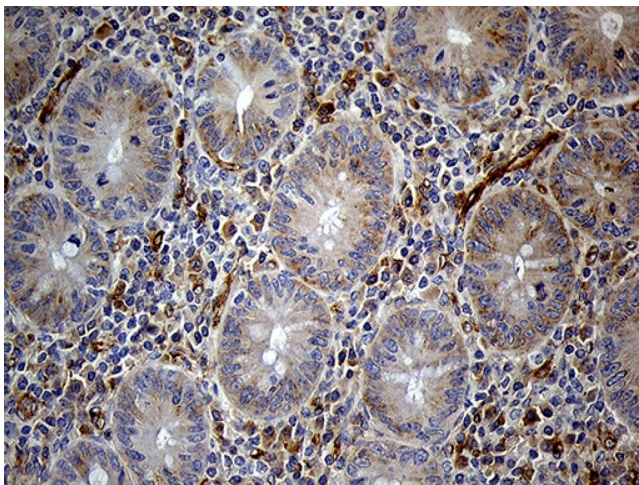
HEK293T cells were transfected with the pCMV6-ENTRY control (Left lane) or pCMV6-ENTRY IFITM2 ([RC202067], Right lane) cDNA for 48 hrs and lysed. Equivalent amounts of cell lysates (5 ug per lane) were separated by SDS-PAGE and immunoblotted with anti-IFITM2 (1:500). Positive lysates [LY401937] (100ug) and [LC401937] (20ug) can be purchased separately from OriGene.



Immunohistochemical staining of paraffin-embedded Human tonsil within the normal limits using anti-IFITM2 mouse monoclonal antibody. (Heat-induced epitope retrieval by 1mM EDTA in 10mM Tris buffer (pH8.5) at 120°C for 3min, TA811626) (1:2000)



Immunohistochemical staining of paraffin-embedded Human spleen tissue within the normal limits using anti-IFITM2 mouse monoclonal antibody. (Heat-induced epitope retrieval by 1mM EDTA in 10mM Tris buffer (pH8.5) at 120°C for 3min, TA811626) (1:2000)



Immunohistochemical staining of paraffin-embedded Human appendix tissue within the normal limits using anti-IFITM2 mouse monoclonal antibody. (Heat-induced epitope retrieval by 1mM EDTA in 10mM Tris buffer (pH8.5) at 120°C for 3min, TA811626) (1:2000)