

Product datasheet for **TA811254AM**

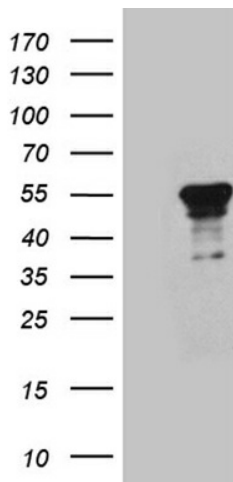
YBX2 Mouse Monoclonal Antibody (Biotin conjugated) [Clone ID: OTI3B5]

Product data:

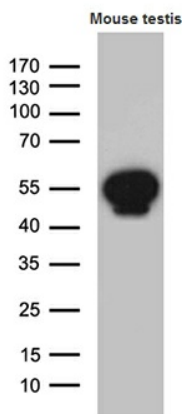
Product Type:	Primary Antibodies
Clone Name:	OTI3B5
Applications:	IHC, WB
Recommended Dilution:	WB 1:500~2000, IHC 1:500
Reactivity:	Human, Mouse, Rat
Host:	Mouse
Isotype:	IgG1
Clonality:	Monoclonal
Immunogen:	Full length human Recombinant protein of human YBX2 (NP_057066) produced in E.coli.
Formulation:	PBS (pH 7.3) containing 1% BSA, 50% glycerol and 0.02% sodium azide.
Concentration:	0.5 mg/ml
Purification:	Purified from mouse ascites fluids or tissue culture supernatant by affinity chromatography (protein A/G)
Conjugation:	Biotin
Storage:	Store at -20°C as received.
Stability:	Stable for 12 months from date of receipt.
Gene Name:	Y-box binding protein 2
Database Link:	NP_057066 Entrez Gene 53422 Mouse Entrez Gene 303250 Rat Entrez Gene 51087 Human Q9Y2T7
Background:	This gene encodes a nucleic acid binding protein which is highly expressed in germ cells. The encoded protein binds to a Y-box element in the promoters of certain genes but also binds to mRNA transcribed from these genes. Pseudogenes for this gene are located on chromosome 10 and 15. [provided by RefSeq, Feb 2012]
Synonyms:	CONTRIN; CSDA3; DBPC; MSY2



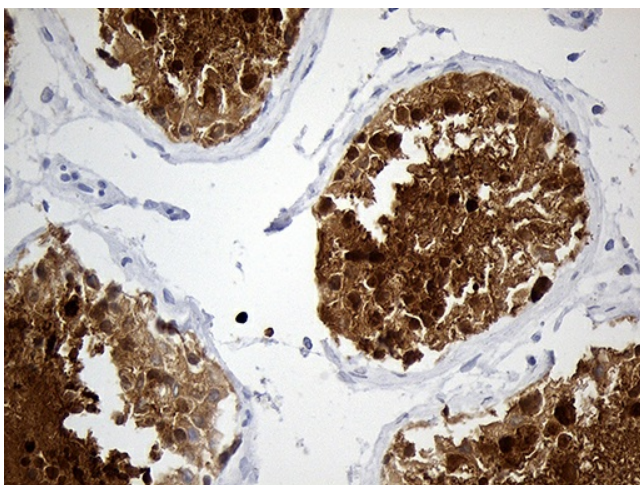
[View online »](#)

Product images:


HEK293T cells were transfected with the pCMV6-ENTRY control (Cat# [PS100001], Left lane) or pCMV6-ENTRY YBX2 (Cat# [RC208392], Right lane) cDNA for 48 hrs and lysed. Equivalent amounts of cell lysates (5 ug per lane) were separated by SDS-PAGE and immunoblotted with anti-YBX2 (Cat# [TA811254])(1:2000). Positive lysates [LY414272] (100ug) and [LC414272] (20ug) can be purchased separately from OriGene.



Western blot analysis of extracts (35ug) from mouse testis tissue lysate by using anti-YBX2 monoclonal antibody (1:500).



Immunohistochemical staining of paraffin-embedded Human testicle tissue within the normal limits using anti-YBX2 mouse monoclonal antibody. (Heat-induced epitope retrieval by 1mM EDTA in 10mM Tris buffer (pH8.5) at 120°C for 3min, [TA811254]) (1:500)