

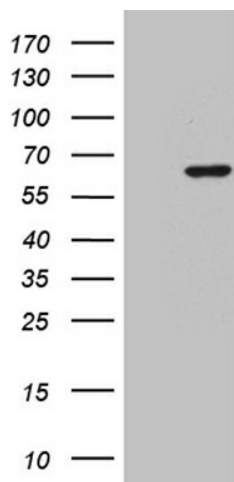
Product datasheet for **TA811042**

ZNF454 Mouse Monoclonal Antibody [Clone ID: OTI8B5]

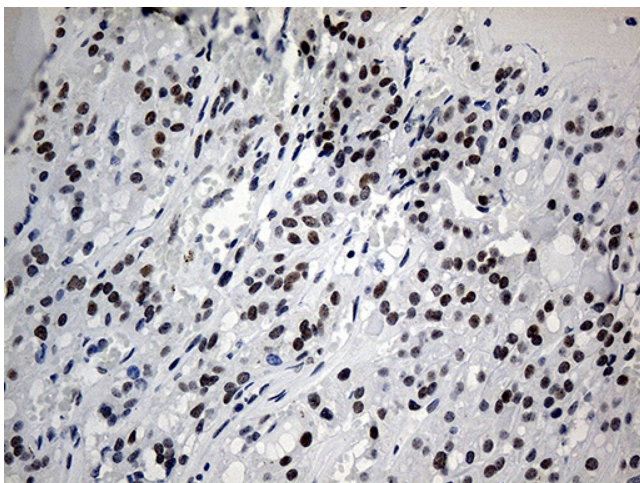
Product data:

Product Type:	Primary Antibodies
Clone Name:	OTI8B5
Applications:	IHC, WB
Recommended Dilution:	WB 1:500, IHC 1:150
Reactivity:	Human
Host:	Mouse
Isotype:	IgG1
Clonality:	Monoclonal
Immunogen:	Full length human recombinant protein of human ZNF454 (NP_872400) produced in E.coli.
Formulation:	PBS (pH 7.3) containing 1% BSA, 50% glycerol and 0.02% sodium azide.
Concentration:	1 mg/ml
Purification:	Purified from mouse ascites fluids or tissue culture supernatant by affinity chromatography (protein A/G)
Conjugation:	Unconjugated
Storage:	Store at -20°C as received.
Stability:	Stable for 12 months from date of receipt.
Predicted Protein Size:	59.9 kDa
Gene Name:	zinc finger protein 454
Database Link:	NP_872400 Entrez Gene 285676 Human Q8N9F8
Background:	May be involved in transcriptional regulation. [UniProtKB/Swiss-Prot Function]
Synonyms:	FLJ37444; MGC138481
Protein Families:	Transcription Factors

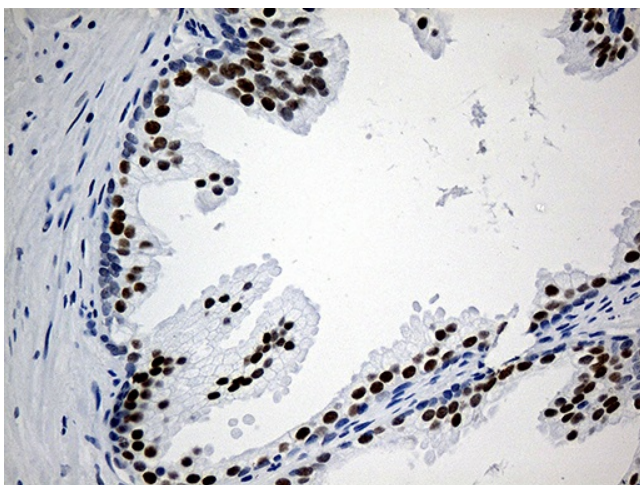
[View online »](#)

Product images:


HEK293T cells were transfected with the pCMV6-ENTRY control (Left lane) or pCMV6-ENTRY ZNF454 ([RC219718], Right lane) cDNA for 48 hrs and lysed. Equivalent amounts of cell lysates (5 ug per lane) were separated by SDS-PAGE and immunoblotted with anti-ZNF45. Positive lysates [LY405474] (100ug) and [LC405474] (20ug) can be purchased separately from OriGene.



Immunohistochemical staining of paraffin-embedded Human thyroid tissue within the normal limits using anti-ZNF454 mouse monoclonal antibody. Heat-induced epitope retrieval by EDTA solution buffer pH 8.0 at 120°C for 3 min.



Immunohistochemical staining of paraffin-embedded Carcinoma of Human prostate tissue using anti-ZNF454 mouse monoclonal antibody. Heat-induced epitope retrieval by EDTA solution buffer pH 8.0 at 120°C for 3 min.