

Product datasheet for **TA810942AM**

HOXD8 Mouse Monoclonal Antibody (Biotin conjugated) [Clone ID: OTI2A1]

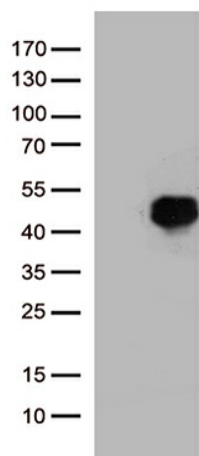
Product data:

Product Type:	Primary Antibodies
Clone Name:	OTI2A1
Applications:	IHC, WB
Recommended Dilution:	WB 1:500~2000, IHC 1:500
Reactivity:	Human, Mouse
Host:	Mouse
Isotype:	IgG1
Clonality:	Monoclonal
Immunogen:	Human recombinant protein fragment corresponding to amino acids 69-290 of human HOXD8 (NP_062458) produced in E.coli.
Formulation:	PBS (pH 7.3) containing 1% BSA, 50% glycerol and 0.02% sodium azide.
Concentration:	0.5 mg/ml
Purification:	Purified from mouse ascites fluids or tissue culture supernatant by affinity chromatography (protein A/G)
Conjugation:	Biotin
Storage:	Store at -20°C as received.
Stability:	Stable for 12 months from date of receipt.
Predicted Protein Size:	31.7 kDa
Gene Name:	homeobox D8
Database Link:	NP_062458 Entrez Gene 3234 Human P13378
Synonyms:	HOX4; HOX4E; HOX5.4
Protein Families:	ES Cell Differentiation/IPS, Transcription Factors

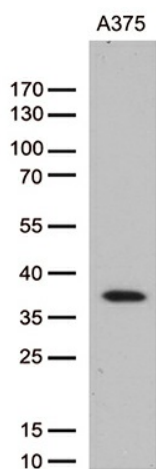


[View online »](#)

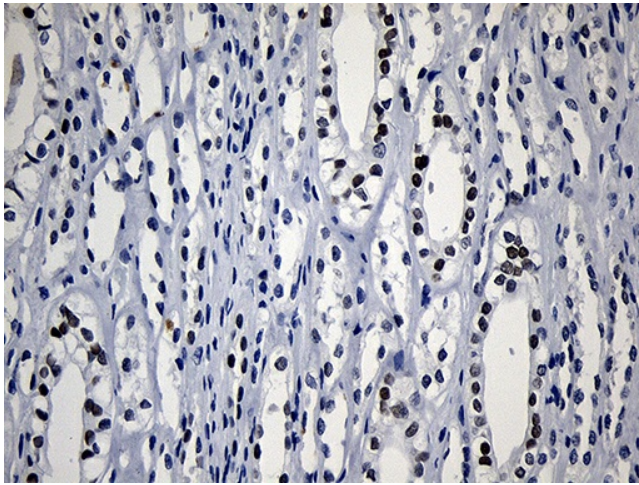
Product images:



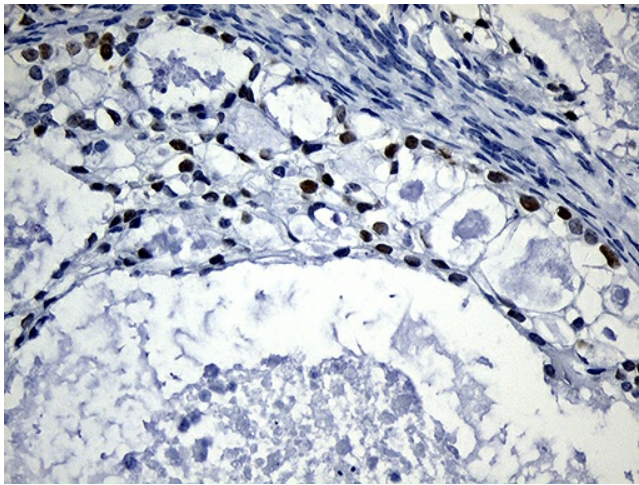
HEK293T cells were transfected with the pCMV6-ENTRY control (Cat# [PS100001], Left lane) or pCMV6-ENTRY HOXD8 (Cat# [RC205062], Right lane) cDNA for 48 hrs and lysed. Equivalent amounts of cell lysates (5 ug per lane) were separated by SDS-PAGE and immunoblotted with anti-HOXD8 (Cat# [TA810942])(1:2000). Positive lysates [LY412699] (100ug) and [LC412699] (20ug) can be purchased separately from OriGene.



Western blot analysis of extracts (35ug) from A375 cell by using anti-HOXD8 monoclonal antibody (1:500).



Immunohistochemical staining of paraffin-embedded Human Kidney tissue within the normal limits using anti-HOXD8 mouse monoclonal antibody. (Heat-induced epitope retrieval by 1mM EDTA in 10mM Tris buffer (pH8.5) at 120°C for 3min, [TA810942]) (1:500)



Immunohistochemical staining of paraffin-embedded Adenocarcinoma of Human ovary tissue using anti-HOXD8 mouse monoclonal antibody. (Heat-induced epitope retrieval by 1mM EDTA in 10mM Tris buffer (pH8.5) at 120°C for 3min, [TA810942]) (1:500)