

Product datasheet for **TA810527AM**

ZNF583 Mouse Monoclonal Antibody (Biotin conjugated) [Clone ID: OTI4H2]

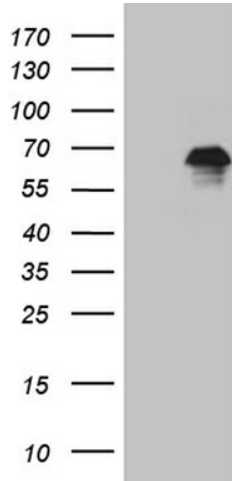
Product data:

Product Type:	Primary Antibodies
Clone Name:	OTI4H2
Applications:	IHC, WB
Recommended Dilution:	WB 1:500~2000, IHC 1:500
Reactivity:	Human
Host:	Mouse
Isotype:	IgG1
Clonality:	Monoclonal
Immunogen:	Full length human recombinant protein of human ZNF583 (NP_689691) produced in E.coli.
Formulation:	PBS (pH 7.3) containing 1% BSA, 50% glycerol and 0.02% sodium azide.
Concentration:	0.5 mg/ml
Purification:	Purified from mouse ascites fluids or tissue culture supernatant by affinity chromatography (protein A/G)
Conjugation:	Biotin
Storage:	Store at -20°C as received.
Stability:	Stable for 12 months from date of receipt.
Predicted Protein Size:	65.9 kDa
Gene Name:	zinc finger protein 583
Database Link:	NP_689691 Entrez Gene 147949 Human Q96ND8
Synonyms:	FLJ31030; MGC133237
Protein Families:	Transcription Factors

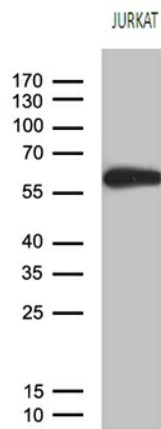


[View online »](#)

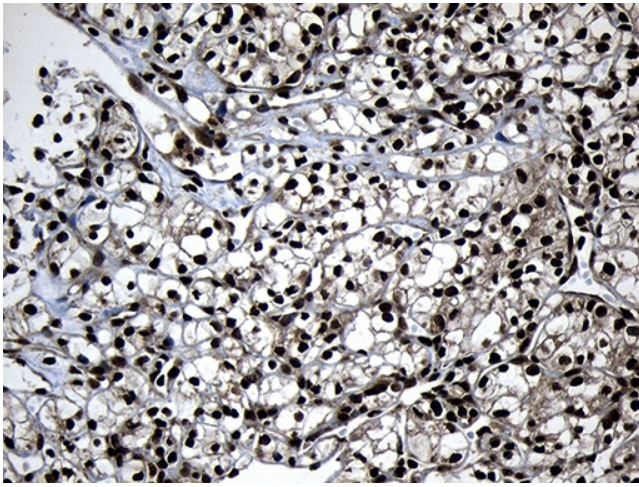
Product images:



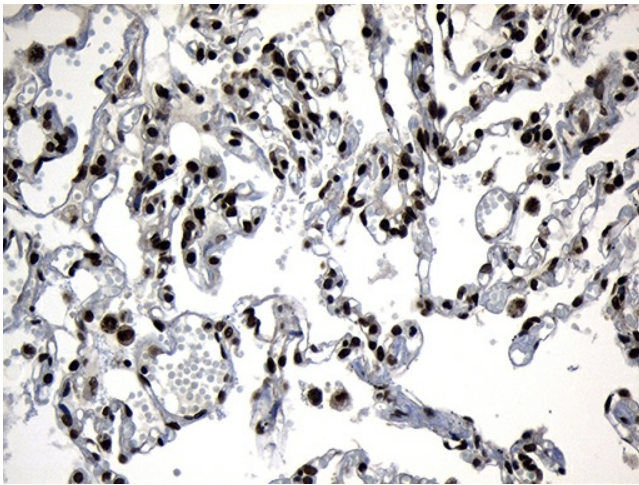
HEK293T cells were transfected with the pCMV6-ENTRY control (Cat# [PS100001], Left lane) or pCMV6-ENTRY ZNF583 (Cat# [RC212284], Right lane) cDNA for 48 hrs and lysed. Equivalent amounts of cell lysates (5 ug per lane) were separated by SDS-PAGE and immunoblotted with anti-ZNF583 (Cat# [TA810527])(1:2000). Positive lysates [LY407532] (100ug) and [LC407532] (20ug) can be purchased separately from OriGene.



Western blot analysis of extracts (35ug) from jurkat cell line by using anti-ZNF583 monoclonal antibody (1:500).



Immunohistochemical staining of paraffin-embedded Carcinoma of Human kidney tissue using anti-ZNF583 mouse monoclonal antibody. (Heat-induced epitope retrieval by 1mM EDTA in 10mM Tris buffer (pH8.5) at 120°C for 3min, [TA810527]) (1:500)



Immunohistochemical staining of paraffin-embedded Human lung tissue within the normal limits using anti-ZNF583 mouse monoclonal antibody. (Heat-induced epitope retrieval by 1mM EDTA in 10mM Tris buffer (pH8.5) at 120°C for 3min, [TA810527]) (1:500)