

Product datasheet for **TA810514**

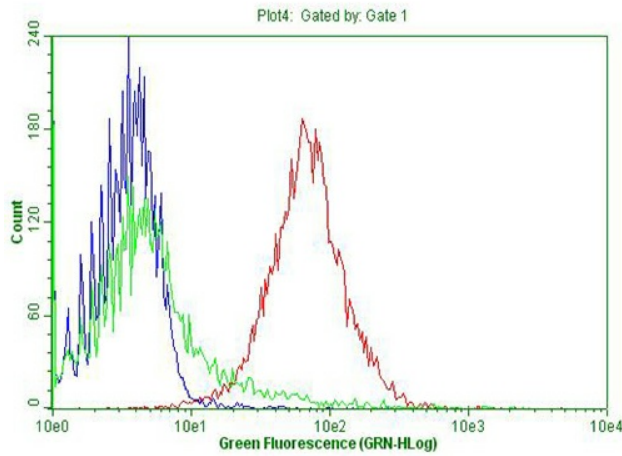
CD38 Mouse Monoclonal Antibody [Clone ID: OTI9F8]

Product data:

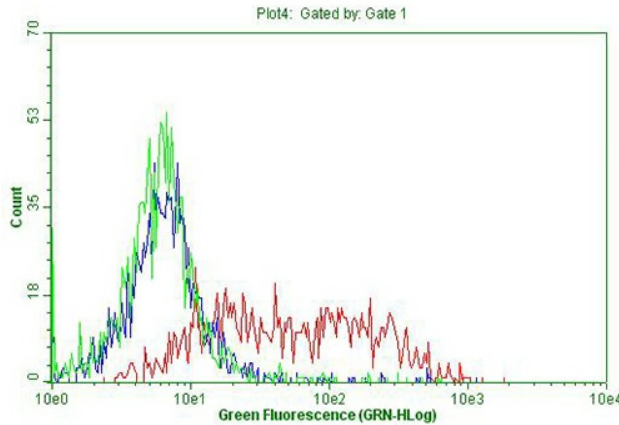
Product Type:	Primary Antibodies
Clone Name:	OTI9F8
Applications:	FC
Recommended Dilution:	FLOW 1:50
Reactivity:	Rabbit
Host:	Mouse
Isotype:	IgG2a
Clonality:	Monoclonal
Immunogen:	Recombinant rabbit CD38 protein (NP_001076152.1) produced in HEK293 cells.
Formulation:	PBS (pH 7.3) containing 1% BSA, 50% glycerol and 0.02% sodium azide.
Concentration:	1 mg/ml
Purification:	Purified from mouse ascites fluids or tissue culture supernatant by affinity chromatography (protein A/G)
Conjugation:	Unconjugated
Storage:	Store at -20°C as received.
Stability:	Stable for 12 months from date of receipt.
Database Link:	NP_001076152 Entrez Gene 100009409 Rabbit
Synonyms:	ADPRC 1



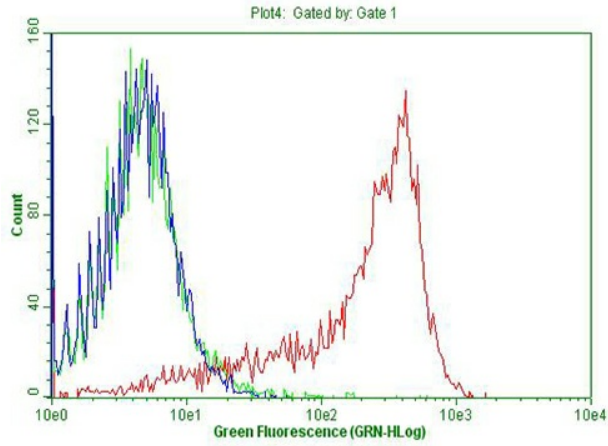
[View online »](#)

Product images:

Flow cytometric Analysis of living RBC-lysed rabbit peripheral blood cells, using anti-rabbit CD38 antibody (TA810514), (Red), compared to a nonspecific negative control antibody ([TA180144]), (green) and PBS, (blue) (1:50).



Flow cytometric Analysis of living rabbit bone marrow cells, using anti-rabbit CD38 antibody (TA810514), (Red), compared to a nonspecific negative control antibody ([TA180144]), (green) and PBS, (blue) (1:50).



Flow cytometric Analysis of living rabbit spleen cells, using anti-rabbit CD38 antibody (TA810514), (Red), compared to a nonspecific negative control antibody ([TA180144]), (green) and PBS, (blue) (1:50).