

## Product datasheet for **TA810283AM**

### **DHRS4L2 Mouse Monoclonal Antibody (Biotin conjugated) [Clone ID: OTI8D1]**

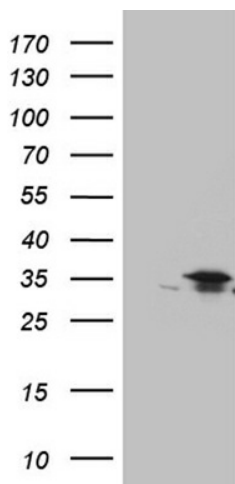
#### **Product data:**

Product Type:	Primary Antibodies
Clone Name:	OTI8D1
Applications:	IHC, WB
Recommended Dilution:	WB 1:500~2000, IHC 1:500
Reactivity:	Human
Host:	Mouse
Isotype:	IgG2b
Clonality:	Monoclonal
Immunogen:	Full length human recombinant protein of human DHRS4L2 (NP_932349) produced in E.coli.
Formulation:	PBS (pH 7.3) containing 1% BSA, 50% glycerol and 0.02% sodium azide.
Concentration:	0.5 mg/ml
Purification:	Purified from mouse ascites fluids or tissue culture supernatant by affinity chromatography (protein A/G)
Conjugation:	Biotin
Storage:	Store at -20°C as received.
Stability:	Stable for 12 months from date of receipt.
Gene Name:	dehydrogenase/reductase 4 like 2
Database Link:	<a href="#">NP_932349</a> <a href="#">Entrez Gene 317749 Human</a> <a href="#">Q6PKH6</a>
Synonyms:	SDR25C3
Protein Families:	Druggable Genome
Protein Pathways:	Metabolic pathways, Retinol metabolism

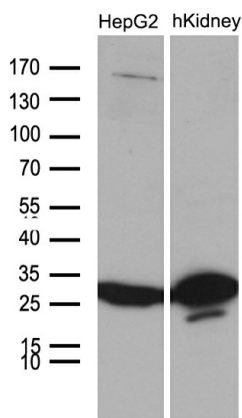


[View online »](#)

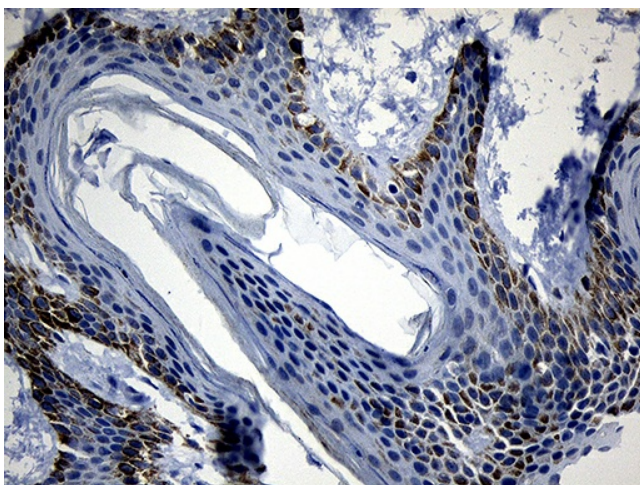
**Product images:**



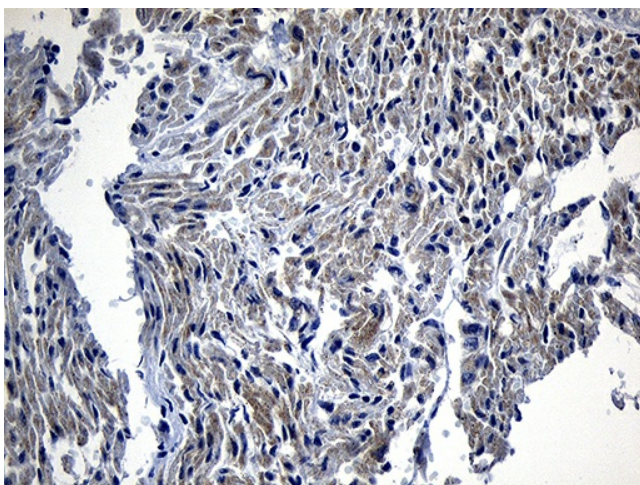
HEK293T cells were transfected with the pCMV6-ENTRY control (Left lane) or pCMV6-ENTRY DHRS4L2 ([RC215019], Right lane) cDNA for 48 hrs and lysed. Equivalent amounts of cell lysates (5 ug per lane) were separated by SDS-PAGE and immunoblotted with anti-DHRS4L2 (1:2000).



Western blot analysis of extracts (35ug) from HEPG2 cell line and human kidney tissue lysate by using anti-DHRS4L2 monoclonal antibody (1:500).



Immunohistochemical staining of paraffin-embedded Human skin tissue within the normal limits using anti-DHRS4L2 mouse monoclonal antibody. (Heat-induced epitope retrieval by 1mM EDTA in 10mM Tris buffer (pH8.5) at 120°C for 3min, [TA810283]) (1:500)



Immunohistochemical staining of paraffin-embedded Human adult heart tissue within the normal limits using anti-DHRS4L2 mouse monoclonal antibody. (Heat-induced epitope retrieval by 1mM EDTA in 10mM Tris buffer (pH8.5) at 120°C for 3min, [TA810283]) (1:500)