

## Product datasheet for **TA810174S**


### TLR8 Mouse Monoclonal Antibody [Clone ID: OTI4F3]

#### Product data:

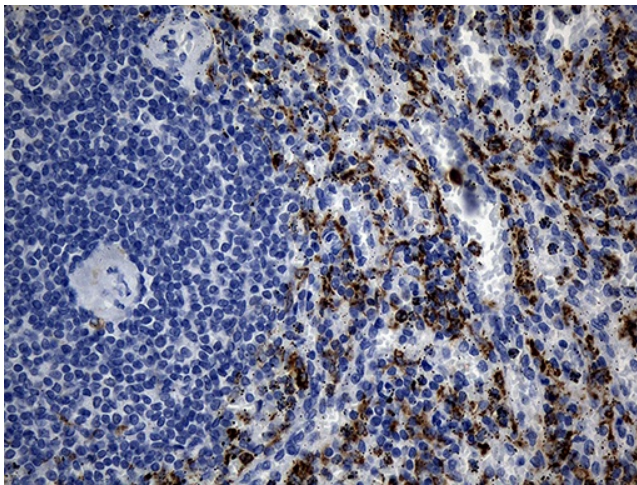
Product Type:	Primary Antibodies
Clone Name:	OTI4F3
Applications:	IHC, WB
Recommended Dilution:	WB 1:2000, IHC 1:2000
Reactivity:	Human
Host:	Mouse
Isotype:	IgG2a
Clonality:	Monoclonal
Immunogen:	Human recombinant protein fragment corresponding to amino acids 32-153 of human TLR8(NP_619542) produced in E.coli.
Formulation:	PBS (pH 7.3) containing 1% BSA, 50% glycerol and 0.02% sodium azide.
Concentration:	1 mg/ml
Purification:	Purified from mouse ascites fluids or tissue culture supernatant by affinity chromatography (protein A/G)
Conjugation:	Unconjugated
Storage:	Store at -20°C as received.
Stability:	Stable for 12 months from date of receipt.
Predicted Protein Size:	119.6 kDa
Gene Name:	toll like receptor 8
Database Link:	<a href="#">NP_619542</a> <a href="#">Entrez Gene 51311 Human</a> <a href="#">Q9NR97</a>
Synonyms:	CD288
Protein Families:	Druggable Genome, Transmembrane
Protein Pathways:	Toll-like receptor signaling pathway



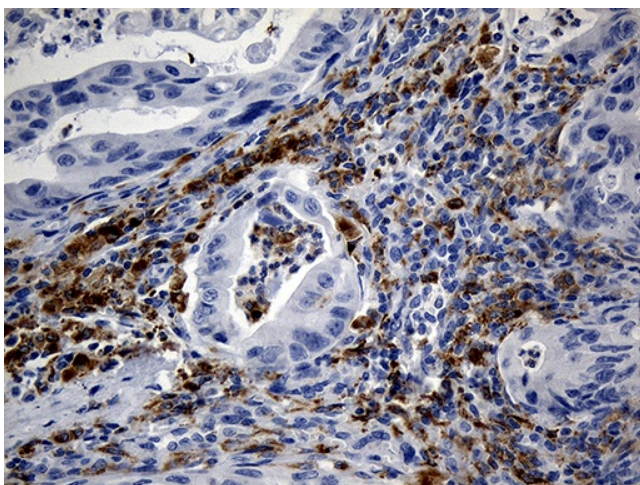
[View online »](#)

**Product images:**

HEK293T cells were transfected with the pCMV6-ENTRY control (Cat# [PS100001], Left lane) or pCMV6-ENTRY TLR8 (Cat# [RC221986], Right lane) cDNA for 48 hrs and lysed. Equivalent amounts of cell lysates (5 ug per lane) were separated by SDS-PAGE and immunoblotted with anti-TLR8 antibody (Cat# [TA810174])(1:2000). Positive lysates [LY408461] (100ug) and [LC408461] (20ug) can be purchased separately from OriGene.



Immunohistochemical staining of paraffin-embedded Human spleen tissue within the normal limits using anti-TLR8 mouse monoclonal antibody. (Heat-induced epitope retrieval by 1mM EDTA in 10mM Tris buffer (pH8.5) at 120°C for 3min, [TA810174]) (1:2000)



Immunohistochemical staining of paraffin-embedded Carcinoma of Human spleen tissue within the normal limits using anti-TLR8 mouse monoclonal antibody. (Heat-induced epitope retrieval by 1mM EDTA in 10mM Tris buffer (pH8.5) at 120°C for 3min, [TA810174]) (1:2000).