

Product datasheet for **TA810134BM**

MED28 Mouse Monoclonal Antibody (HRP conjugated) [Clone ID: OTI10C8]

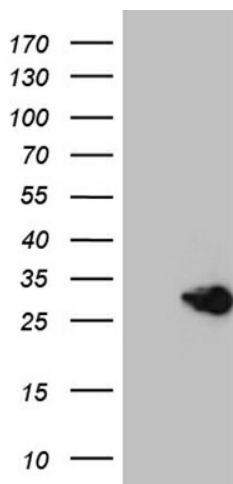
Product data:

Product Type:	Primary Antibodies
Clone Name:	OTI10C8
Applications:	IHC, WB
Recommended Dilution:	WB 1:500~2000, IHC 1:150
Reactivity:	Human, Mouse, Rat
Host:	Mouse
Isotype:	IgG2b
Clonality:	Monoclonal
Immunogen:	Full length human recombinant protein of human MED28 (NP_079481) produced in E.coli.
Formulation:	PBS (pH 7.3) containing 1% BSA, 50% glycerol.
Concentration:	0.5 mg/ml
Purification:	Purified from mouse ascites fluids or tissue culture supernatant by affinity chromatography (protein A/G)
Conjugation:	HRP
Storage:	Store at -20°C as received.
Stability:	Stable for 12 months from date of receipt.
Predicted Protein Size:	19.3 kDa
Gene Name:	mediator complex subunit 28
Database Link:	NP_079481 Entrez Gene 66999 Mouse Entrez Gene 80306 Human Q9H204
Synonyms:	1500003D12Rik; EG1; magicin
Protein Families:	Transcription Factors

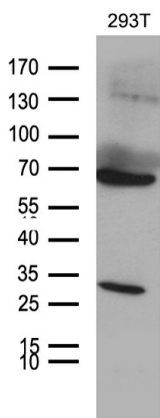


[View online »](#)

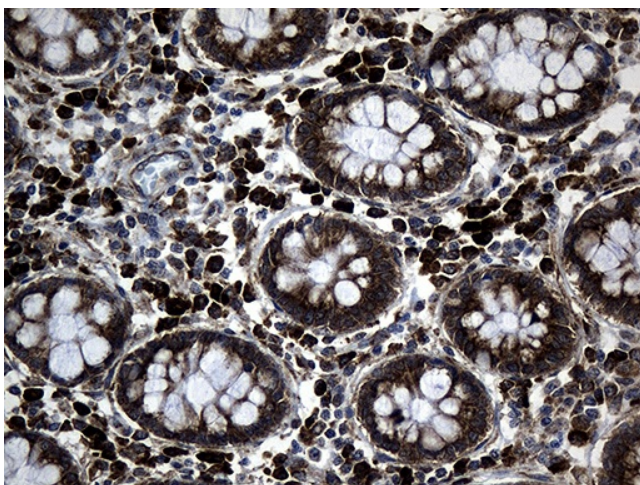
Product images:



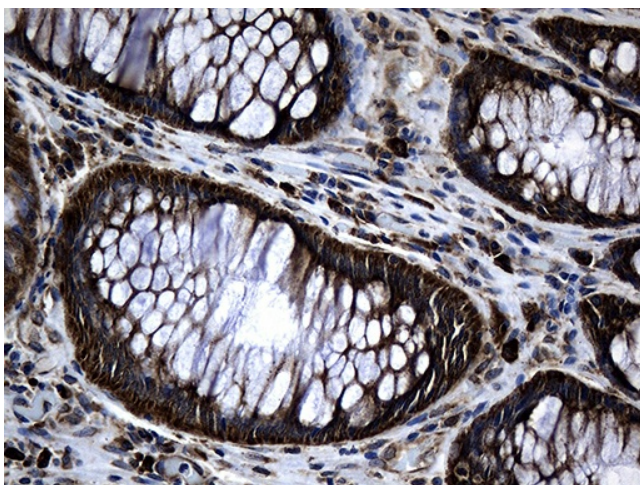
HEK293T cells were transfected with the pCMV6-ENTRY control (Cat# [PS100001], Left lane) or pCMV6-ENTRY MED28 (Cat# [RC204304], Right lane) cDNA for 48 hrs and lysed. Equivalent amounts of cell lysates (5 ug per lane) were separated by SDS-PAGE and immunoblotted with anti-MED28 (Cat# [TA810134])(1:2000). Positive lysates [LY410842] (100ug) and [LC410842] (20ug) can be purchased separately from OriGene.



Western blot analysis of extracts (35ug) from 293T cell line by using anti-MED28 monoclonal antibody (1:500).



Immunohistochemical staining of paraffin-embedded Human colon tissue within the normal limits using anti-MED28 mouse monoclonal antibody. (Heat-induced epitope retrieval by 1mM EDTA in 10mM Tris buffer (pH8.5) at 120°C for 3min, [TA810134]) (1:150)



Immunohistochemical staining of paraffin-embedded Adenocarcinoma of Human colon tissue using anti-MED28 mouse monoclonal antibody. (Heat-induced epitope retrieval by 1mM EDTA in 10mM Tris buffer (pH8.5) at 120°C for 3min, [TA810134]) (1:150)