

## Product datasheet for **TA810090**

### ELF4 Mouse Monoclonal Antibody [Clone ID: OTI2D8]


#### Product data:

Product Type:	Primary Antibodies
Clone Name:	OTI2D8
Applications:	IHC, WB
Recommended Dilution:	WB 1:500~2000, IHC 1:500
Reactivity:	Human
Host:	Mouse
Isotype:	IgG2a
Clonality:	Monoclonal
Immunogen:	Human recombinant protein fragment corresponding to amino acids 83-345 of human ELF4 (NP_001412) produced in E.coli.
Formulation:	PBS (PH 7.3) containing 1% BSA, 50% glycerol and 0.02% sodium azide.
Concentration:	1 mg/ml
Purification:	Purified from mouse ascites fluids or tissue culture supernatant by affinity chromatography (protein A/G)
Storage:	Store at -20°C as received.
Stability:	Stable for 12 months from date of receipt.
Predicted Protein Size:	70.5 kDa
Gene Name:	E74 like ETS transcription factor 4
Database Link:	<a href="#">NP_001412 Entrez Gene 2000 Human</a>
Synonyms:	ELFR; MEF
Protein Families:	Transcription Factors

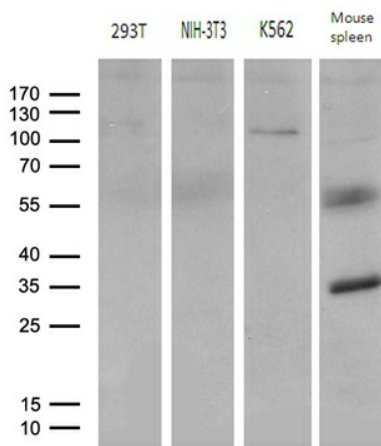


[View online »](#)

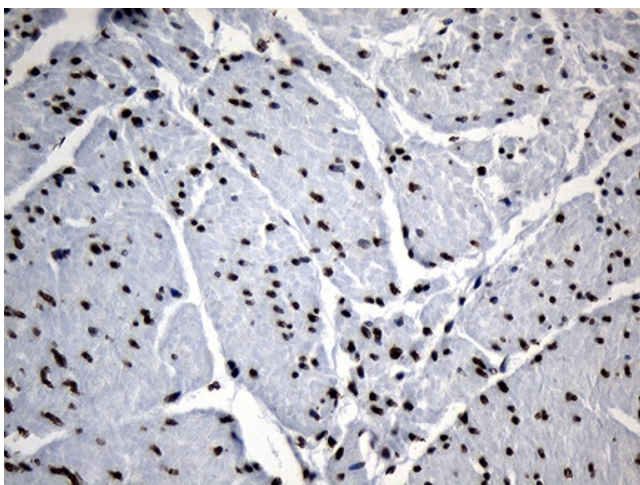
Product images:



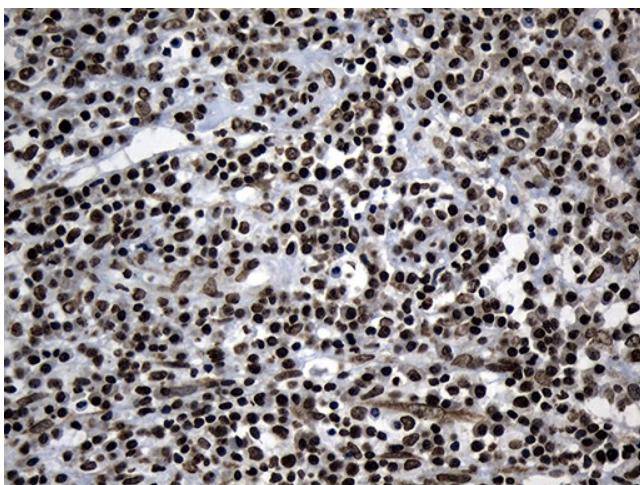
HEK293T cells were transfected with the pCMV6-ENTRY control (Cat# [PS100001], Left lane) or pCMV6-ENTRY ELF4 (Cat# [RC200479], Right lane) cDNA for 48 hrs and lysed. Equivalent amounts of cell lysates (5 ug per lane) were separated by SDS-PAGE and immunoblotted with anti-ELF4 (Cat# TA810090)(1:2000). Positive lysates [LY400550] (100ug) and [LC400550] (20ug) can be purchased separately from OriGene.



Western blot analysis of extracts (35ug) from 3 different cell lines and mouse spleen tissue lysate by using anti-ELF4 monoclonal antibody (1:500).



Immunohistochemical staining of paraffin-embedded Human bladder tissue within the normal limits using anti-ELF4 mouse monoclonal antibody. (Heat-induced epitope retrieval by 1mM EDTA in 10mM Tris buffer (pH8.5) at 120°C for 3min, TA810090) (1:500)



Immunohistochemical staining of paraffin-embedded Carcinoma of Human bladder tissue using anti-ELF4 mouse monoclonal antibody. (Heat-induced epitope retrieval by 1mM EDTA in 10mM Tris buffer (pH8.5) at 120°C for 3min, TA810090) (1:500)