

## Product datasheet for **TA809947S**

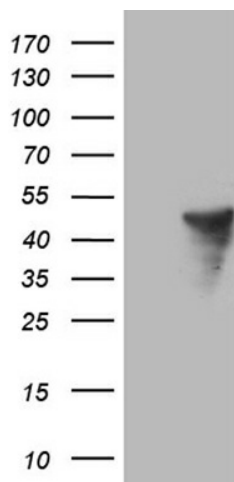
### AMDHD1 Mouse Monoclonal Antibody [Clone ID: OTI1C12]

#### Product data:

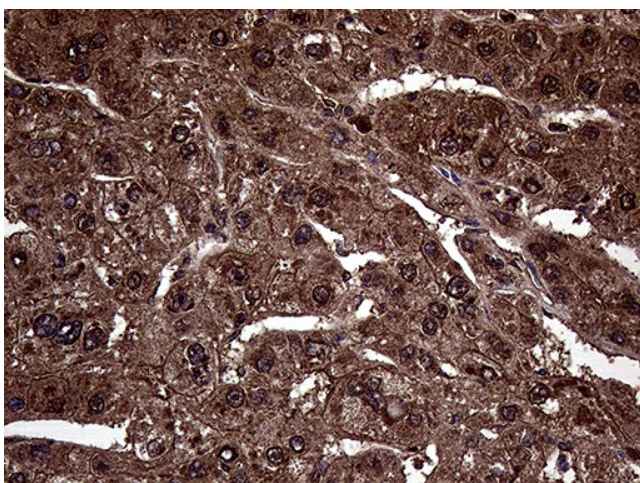
Product Type:	Primary Antibodies
Clone Name:	OTI1C12
Applications:	IHC, WB
Recommended Dilution:	WB 1:2000, IHC 1:500
Reactivity:	Human, Mouse, Rat
Host:	Mouse
Isotype:	IgG2a
Clonality:	Monoclonal
Immunogen:	Full length human recombinant protein of human AMDHD1 (NP_689648 ) produced in HEK293T cell.
Formulation:	PBS (pH 7.3) containing 1% BSA, 50% glycerol and 0.02% sodium azide.
Concentration:	1 mg/ml
Purification:	Purified from mouse ascites fluids or tissue culture supernatant by affinity chromatography (protein A/G)
Conjugation:	Unconjugated
Storage:	Store at -20°C as received.
Stability:	Stable for 12 months from date of receipt.
Predicted Protein Size:	46.6 kDa
Gene Name:	amidohydrolase domain containing 1
Database Link:	<a href="#">NP_689648</a> <a href="#">Entrez Gene 71761 Mouse</a> <a href="#">Entrez Gene 299735 Rat</a> <a href="#">Entrez Gene 144193 Human</a> <a href="#">Q96NU7</a>
Synonyms:	HMFT1272
Protein Pathways:	Histidine metabolism, Metabolic pathways



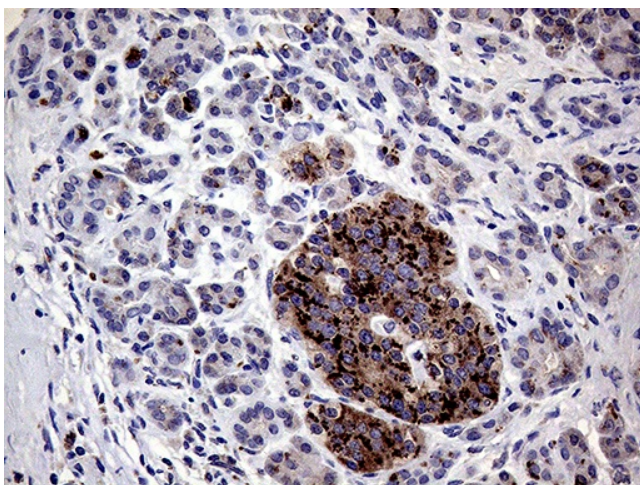
[View online »](#)

**Product images:**

HEK293T cells were transfected with the pCMV6-ENTRY control (Left lane) or pCMV6-ENTRY AMDHD1 ([RC206763], Right lane) cDNA for 48 hrs and lysed. Equivalent amounts of cell lysates (5 ug per lane) were separated by SDS-PAGE and immunoblotted with anti-AMDHD1 (1:2000). Positive lysates [LY407536] (100ug) and [LC407536] (20ug) can be purchased separately from OriGene.



Immunohistochemical staining of paraffin-embedded Human liver tissue within the normal limits using anti-AMDHD1 mouse monoclonal antibody. (Heat-induced epitope retrieval by 1mM EDTA in 10mM Tris buffer (pH8.5) at 120°C for 3min, [TA809947]) (1:500)



Immunohistochemical staining of paraffin-embedded Human pancreas tissue within the normal limits using anti-AMDHD1 mouse monoclonal antibody. (Heat-induced epitope retrieval by 1mM EDTA in 10mM Tris buffer (pH8.5) at 120°C for 3min, [TA809947]) (1:500)