

## Product datasheet for **TA809946S**

### DGKZ Mouse Monoclonal Antibody [Clone ID: OTI1A6]

#### Product data:

Product Type:	Primary Antibodies
Clone Name:	OTI1A6
Applications:	IHC, WB
Recommended Dilution:	WB 1:500~2000, IHC 1:500
Reactivity:	Human, Mouse, Rat
Host:	Mouse
Isotype:	IgG1
Clonality:	Monoclonal
Immunogen:	Human recombinant protein fragment corresponding to amino acids 734-808 of human DGKZ(NP_003637) produced in E.coli.
Formulation:	PBS (pH 7.3) containing 1% BSA, 50% glycerol and 0.02% sodium azide.
Concentration:	1 mg/ml
Purification:	Purified from mouse ascites fluids or tissue culture supernatant by affinity chromatography (protein A/G)
Conjugation:	Unconjugated
Storage:	Store at -20°C as received.
Stability:	Stable for 12 months from date of receipt.
Predicted Protein Size:	103.9 kDa
Gene Name:	diacylglycerol kinase zeta
Database Link:	<a href="#">NP_003637</a> <a href="#">Entrez Gene 8525 Human</a> <a href="#">Q13574</a>
Background:	The protein encoded by this gene belongs to the eukaryotic diacylglycerol kinase family. It may attenuate protein kinase C activity by regulating diacylglycerol levels in intracellular signaling cascade and signal transduction. Alternative splicing occurs at this locus and multiple transcript variants encoding distinct isoforms have been identified. [provided by RefSeq, Nov 2010]




[View online »](#)

**Synonyms:** DAGK5; DAGK6; DGK-ZETA; hDGKzeta

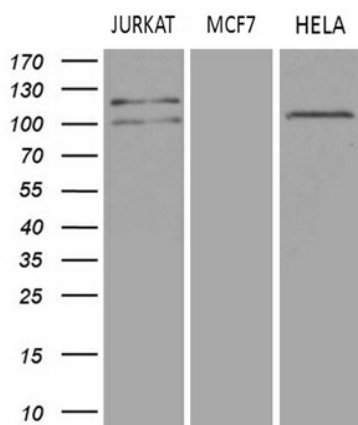
**Protein Families:** Druggable Genome

**Protein Pathways:** Glycerolipid metabolism, Glycerophospholipid metabolism, Metabolic pathways, Phosphatidylinositol signaling system

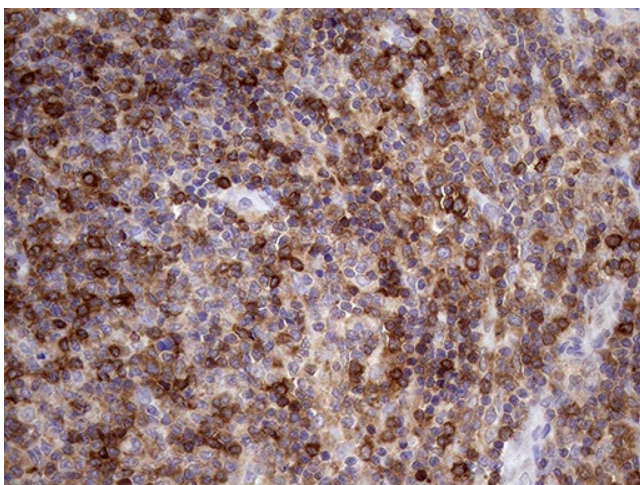
**Product images:**



HEK293T cells were transfected with the pCMV6-ENTRY control (Cat# [PS100001], Left lane) or pCMV6-ENTRY DGKZ (Cat# [RC205327], Right lane) cDNA for 48 hrs and lysed. Equivalent amounts of cell lysates (5 ug per lane) were separated by SDS-PAGE and immunoblotted with anti-DGKZ (Cat# [TA809946])(1:2000). Positive lysates [LY418529] (100ug) and [LC418529] (20ug) can be purchased separately from OriGene.



Western blot analysis of extracts (35ug) from 3 different cell lines by using anti-DGKZ monoclonal antibody (1:500).



Immunohistochemical staining of paraffin-embedded Human lymphoma tissue using anti-DGKZ mouse monoclonal antibody. (Heat-induced epitope retrieval by 1mM EDTA in 10mM Tris buffer (pH8.5) at 120°C for 3min, [TA809946]) (1:500)