

## Product datasheet for **TA809853AM**

### Semaphorin 4D (SEMA4D) Mouse Monoclonal Antibody (Biotin conjugated) [Clone ID: OTI8F1]


#### Product data:

Product Type:	Primary Antibodies
Clone Name:	OTI8F1
Applications:	IHC, WB
Recommended Dilution:	WB 1:2000, IHC 1:500
Reactivity:	Human, Mouse
Host:	Mouse
Isotype:	IgG2a
Clonality:	Monoclonal
Immunogen:	Full length human recombinant protein of human SEMA4D (NP_006369) produced in HEK293T cell.
Formulation:	PBS (pH 7.3) containing 1% BSA, 50% glycerol and 0.02% sodium azide.
Concentration:	0.5 mg/ml
Purification:	Purified from mouse ascites fluids or tissue culture supernatant by affinity chromatography (protein A/G)
Conjugation:	Biotin
Storage:	Store at -20°C as received.
Stability:	Stable for 12 months from date of receipt.
Predicted Protein Size:	96 kDa
Gene Name:	semaphorin 4D
Database Link:	<a href="#">NP_006369</a> <a href="#">Entrez Gene 10507 Human</a> <a href="#">Q92854</a>
Synonyms:	C9orf164; CD100; coll-4; M-sema-G; SEMAJ
Protein Families:	Druggable Genome, Transmembrane
Protein Pathways:	Axon guidance

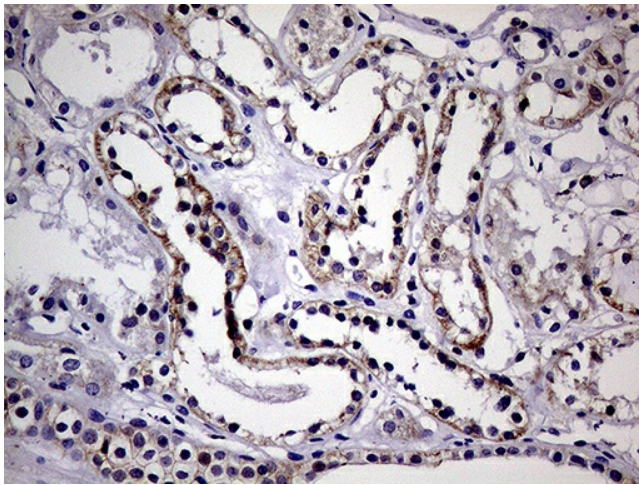


[View online »](#)

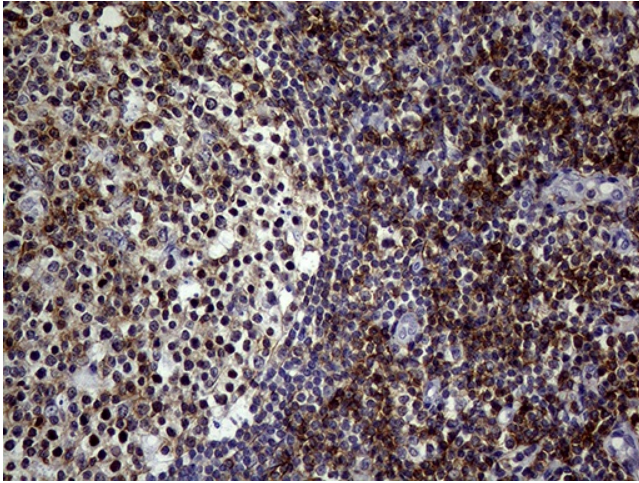
**Product images:**



HEK293T cells were transfected with the pCMV6-ENTRY control (Cat# [PS100001], Left lane) or pCMV6-ENTRY SEMA4D (Cat# [RC208521], Right lane) cDNA for 48 hrs and lysed. Equivalent amounts of cell lysates (5 ug per lane) were separated by SDS-PAGE and immunoblotted with anti-SEMA4D (1:2000) (Cat# [TA809853]). Positive lysates [LY416686] (100ug) and [LC416686] (20ug) can be purchased separately from OriGene.



Immunohistochemical staining of paraffin-embedded Human Kidney tissue within the normal limits using anti-SEMA4D mouse monoclonal antibody. (Heat-induced epitope retrieval by 1mM EDTA in 10mM Tris buffer (pH8.5) at 120°C for 3min, [TA809853]) (1:500)



Immunohistochemical staining of paraffin-embedded Human lymph node tissue within the normal limits using anti-SEMA4D mouse monoclonal antibody. (Heat-induced epitope retrieval by 1mM EDTA in 10mM Tris buffer (pH8.5) at 120°C for 3min, [TA809853]) (1:500)