

Product datasheet for **TA809833AM**

UPRT Mouse Monoclonal Antibody (Biotin conjugated) [Clone ID: OTI1D11]

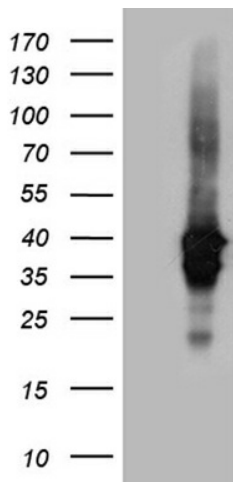
Product data:

Product Type:	Primary Antibodies
Clone Name:	OTI1D11
Applications:	IHC, WB
Recommended Dilution:	WB 1:500, IHC 1:500
Reactivity:	Human, Mouse, Rat
Host:	Mouse
Isotype:	IgG1
Clonality:	Monoclonal
Immunogen:	Full length human recombinant protein of human UPRT (NP_659489) produced in 293T.
Formulation:	PBS (pH 7.3) containing 1% BSA, 50% glycerol and 0.02% sodium azide.
Concentration:	0.5 mg/ml
Purification:	Purified from mouse ascites fluids or tissue culture supernatant by affinity chromatography (protein A/G)
Conjugation:	Biotin
Storage:	Store at -20°C as received.
Stability:	Stable for 12 months from date of receipt.
Predicted Protein Size:	33.6 kDa
Gene Name:	uracil phosphoribosyltransferase homolog
Database Link:	NP_659489 Entrez Gene 139596 Human Q96BW1
Synonyms:	FUR1; UPP
Protein Families:	Druggable Genome
Protein Pathways:	Metabolic pathways, Pyrimidine metabolism

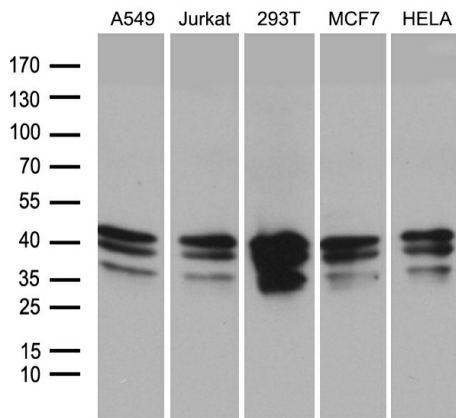


[View online »](#)

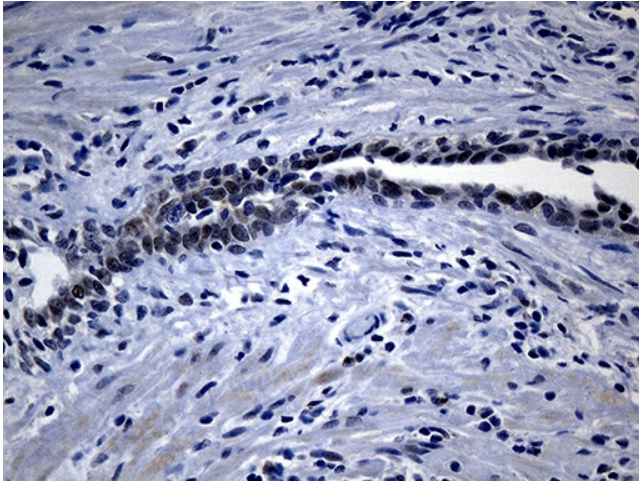
Product images:



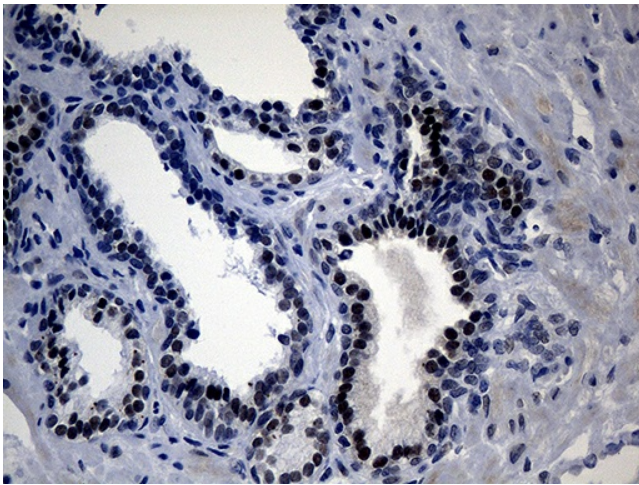
HEK293T cells were transfected with the pCMV6-ENTRY control (Left lane) or pCMV6-ENTRY UPRT ([RC205030], Right lane) cDNA for 48 hrs and lysed. Equivalent amounts of cell lysates (5 ug per lane) were separated by SDS-PAGE and immunoblotted with anti-UPRT (1:2000). Positive lysates [LY408068] (100ug) and [LC408068] (20ug) can be purchased separately from OriGene.



Western blot analysis of extracts (35ug) from 5 different cell lines by using anti-UPRT monoclonal antibody (1:500).



Immunohistochemical staining of paraffin-embedded Human prostate tissue within the normal limits using anti-UPRT mouse monoclonal antibody. (Heat-induced epitope retrieval by 1mM EDTA in 10mM Tris buffer (pH8.5) at 120°C for 3min, [TA809833]) (1:500)



Immunohistochemical staining of paraffin-embedded Carcinoma of Human prostate tissue using anti-UPRT mouse monoclonal antibody. (Heat-induced epitope retrieval by 1mM EDTA in 10mM Tris buffer (pH8.5) at 120°C for 3min, [TA809833]) (1:500)