

Product datasheet for **TA809831BM**

SIRT1 Mouse Monoclonal Antibody (HRP conjugated) [Clone ID: OTI1H1]

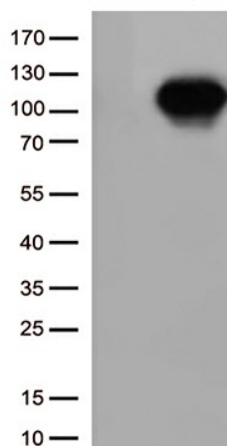
Product data:

Product Type:	Primary Antibodies
Clone Name:	OTI1H1
Applications:	WB
Recommended Dilution:	WB 1:500~2000
Reactivity:	Human, Mouse, Rat
Host:	Mouse
Isotype:	IgG1
Clonality:	Monoclonal
Immunogen:	Human recombinant protein fragment corresponding to amino acids 552-676 of human SIRT1 (NP_036370) produced in E.coli.
Formulation:	PBS (pH 7.3) containing 1% BSA, 50% glycerol.
Concentration:	0.5 mg/ml
Purification:	Purified from mouse ascites fluids or tissue culture supernatant by affinity chromatography (protein A/G)
Conjugation:	HRP
Storage:	Store at -20°C as received.
Stability:	Stable for 12 months from date of receipt.
Predicted Protein Size:	81.5 kDa
Gene Name:	sirtuin 1
Database Link:	NP_036370 Entrez Gene 93759 Mouse Entrez Gene 309757 Rat Entrez Gene 23411 Human Q96EB6
Synonyms:	SIR2; SIR2alpha; SIR2L1
Protein Families:	Druggable Genome, Stem cell - Pluripotency, Transcription Factors

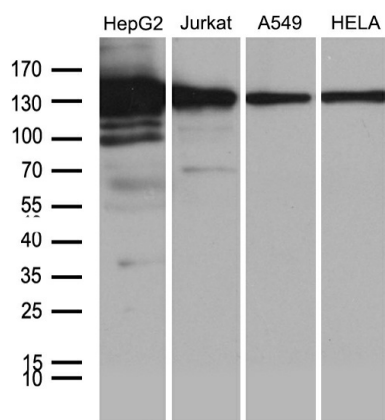


[View online »](#)

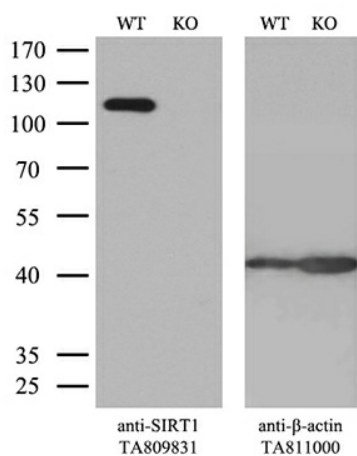
Product images:



HEK293T cells were transfected with the pCMV6-ENTRY control (Left lane) or pCMV6-ENTRY SIRT1 ([RC218134], Right lane) cDNA for 48 hrs and lysed. Equivalent amounts of cell lysates (5 ug per lane) were separated by SDS-PAGE and immunoblotted with anti-SIRT1 (1:1000).



Western blot analysis of extracts (35ug) from 4 different cell lines by using anti-SIRT1 monoclonal antibody (1:500).



Equivalent amounts of cell lysates (10 ug per lane) of wild-type HeLa cells (WT, Cat# LC810HELA) and SIRT1-Knockout HeLa cells (KO, Cat# [LC810336]) were separated by SDS-PAGE and immunoblotted with anti-SIRT1 monoclonal antibody [TA809831]. Then the blotted membrane was stripped and reprobed with anti- β -actin antibody ([TA811000]) as a loading control (1:500).