

## Product datasheet for **TA809831AM**

### **SIRT1 Mouse Monoclonal Antibody (Biotin conjugated) [Clone ID: OTI1H1]**

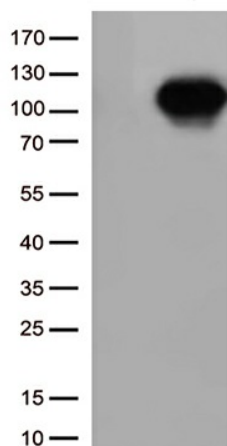
#### **Product data:**

<b>Product Type:</b>	Primary Antibodies
<b>Clone Name:</b>	OTI1H1
<b>Applications:</b>	WB
<b>Recommended Dilution:</b>	WB 1:500~2000
<b>Reactivity:</b>	Human, Mouse, Rat
<b>Host:</b>	Mouse
<b>Isotype:</b>	IgG1
<b>Clonality:</b>	Monoclonal
<b>Immunogen:</b>	Human recombinant protein fragment corresponding to amino acids 552-676 of human SIRT1 (NP_036370) produced in E.coli.
<b>Formulation:</b>	PBS (pH 7.3) containing 1% BSA, 50% glycerol and 0.02% sodium azide.
<b>Concentration:</b>	0.5 mg/ml
<b>Purification:</b>	Purified from mouse ascites fluids or tissue culture supernatant by affinity chromatography (protein A/G)
<b>Conjugation:</b>	Biotin
<b>Storage:</b>	Store at -20°C as received.
<b>Stability:</b>	Stable for 12 months from date of receipt.
<b>Predicted Protein Size:</b>	81.5 kDa
<b>Gene Name:</b>	sirtuin 1
<b>Database Link:</b>	<a href="#">NP_036370</a> <a href="#">Entrez Gene 93759 Mouse</a> <a href="#">Entrez Gene 309757 Rat</a> <a href="#">Entrez Gene 23411 Human</a> <a href="#">Q96EB6</a>
<b>Synonyms:</b>	SIR2; SIR2alpha; SIR2L1
<b>Protein Families:</b>	Druggable Genome, Stem cell - Pluripotency, Transcription Factors

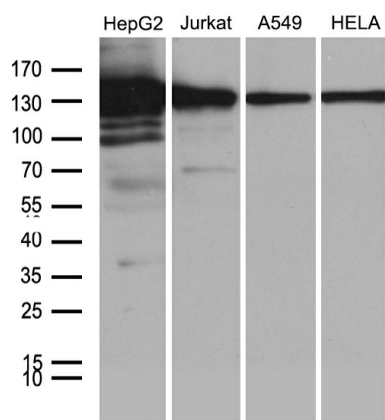


[View online »](#)

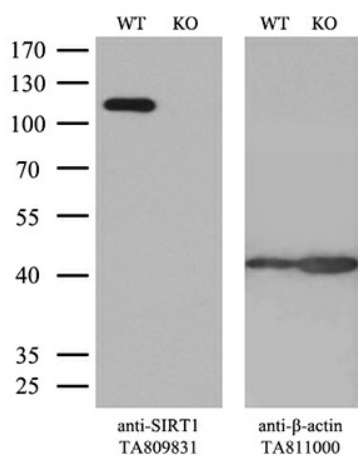
**Product images:**



HEK293T cells were transfected with the pCMV6-ENTRY control (Left lane) or pCMV6-ENTRY SIRT1 ([RC218134], Right lane) cDNA for 48 hrs and lysed. Equivalent amounts of cell lysates (5 ug per lane) were separated by SDS-PAGE and immunoblotted with anti-SIRT1 (1:1000).



Western blot analysis of extracts (35ug) from 4 different cell lines by using anti-SIRT1 monoclonal antibody (1:500).



Equivalent amounts of cell lysates (10 ug per lane) of wild-type HeLa cells (WT, Cat# LC810HELA) and SIRT1-Knockout HeLa cells (KO, Cat# [LC810336]) were separated by SDS-PAGE and immunoblotted with anti-SIRT1 monoclonal antibody [TA809831]. Then the blotted membrane was stripped and reprobed with anti-β-actin antibody ([TA811000]) as a loading control (1:500).