

Product datasheet for **TA809623BM**

MEIS1 Mouse Monoclonal Antibody (HRP conjugated) [Clone ID: OTI3H2]

Product data:

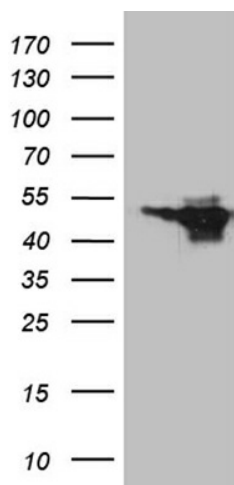
Product Type:	Primary Antibodies
Clone Name:	OTI3H2
Applications:	IHC, WB
Recommended Dilution:	WB 1:2000, IHC 1:500
Reactivity:	Human
Host:	Mouse
Isotype:	IgG1
Clonality:	Monoclonal
Immunogen:	Human recombinant protein fragment corresponding to amino acids 176-390 of human MEIS1(NP_002389) produced in E.coli.
Formulation:	PBS (pH 7.3) containing 1% BSA, 50% glycerol.
Concentration:	0.5 mg/ml
Purification:	Purified from mouse ascites fluids or tissue culture supernatant by affinity chromatography (protein A/G)
Conjugation:	HRP
Storage:	Store at -20°C as received.
Stability:	Stable for 12 months from date of receipt.
Gene Name:	Meis homeobox 1
Database Link:	NP_002389 Entrez Gene 4211 Human O00470
Background:	Homeobox genes, of which the most well-characterized category is represented by the HOX genes, play a crucial role in normal development. In addition, several homeoproteins are involved in neoplasia. This gene encodes a homeobox protein belonging to the TALE ('three amino acid loop extension') family of homeodomain-containing proteins. [provided by RefSeq, Jul 2008]
Synonyms:	MGC43380



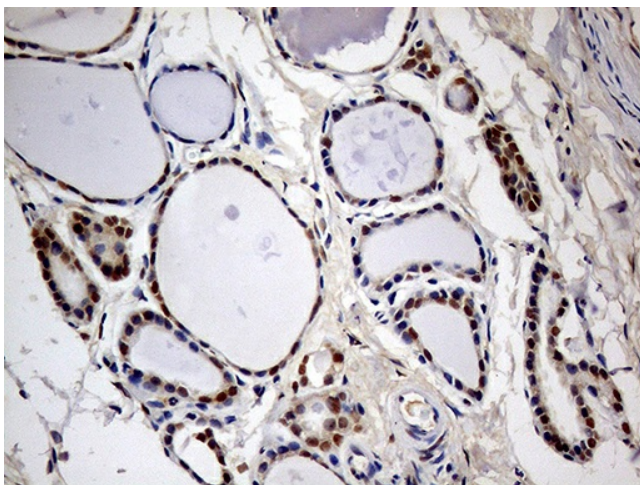
[View online »](#)

Protein Families: Transcription Factors

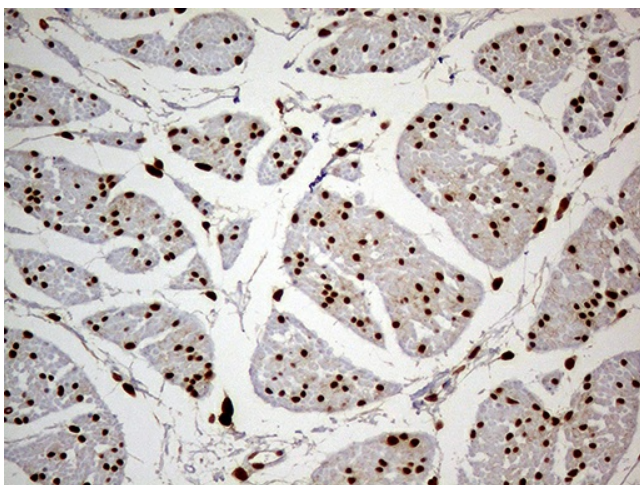
Product images:



HEK293T cells were transfected with the pCMV6-ENTRY control (Left lane) or pCMV6-ENTRY MEIS1 ([SC118668], Right lane) cDNA for 48 hrs and lysed. Equivalent amounts of cell lysates (5 ug per lane) were separated by SDS-PAGE and immunoblotted with anti-MEIS1 (1:2000).



Immunohistochemical staining of paraffin-embedded Human thyroid tissue within the normal limits using anti-MEIS1 mouse monoclonal antibody. (Heat-induced epitope retrieval by 1mM EDTA in 10mM Tris buffer (pH8.5) at 120°C for 3min, [TA809623]) (1:500)



Immunohistochemical staining of paraffin-embedded Human bladder tissue within the normal limits using anti-MEIS1 mouse monoclonal antibody. (Heat-induced epitope retrieval by 1mM EDTA in 10mM Tris buffer (pH8.5) at 120°C for 3min, [TA809623]) (1:500)