

Product datasheet for **TA809538S**

TRMT12 Mouse Monoclonal Antibody [Clone ID: OTI5C9]

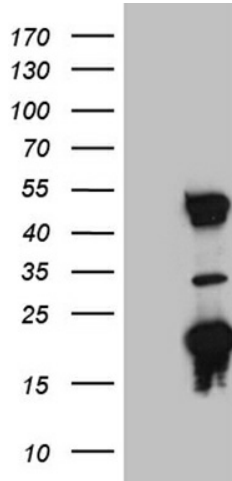
Product data:

Product Type:	Primary Antibodies
Clone Name:	OTI5C9
Applications:	IHC, WB
Recommended Dilution:	WB 1:500~2000, IHC 1:500
Reactivity:	Human
Host:	Mouse
Isotype:	IgG2a
Clonality:	Monoclonal
Immunogen:	Full length human recombinant protein of human TRMT12 (NP_060426) produced in E.coli.
Formulation:	PBS (pH 7.3) containing 1% BSA, 50% glycerol and 0.02% sodium azide.
Concentration:	1 mg/ml
Purification:	Purified from mouse ascites fluids or tissue culture supernatant by affinity chromatography (protein A/G)
Conjugation:	Unconjugated
Storage:	Store at -20°C as received.
Stability:	Stable for 12 months from date of receipt.
Predicted Protein Size:	50.1 kDa
Gene Name:	tRNA methyltransferase 12 homolog
Database Link:	NP_060426 Entrez Gene 55039 Human Q53H54
Background:	Wybutosine (yW) is a hypermodified guanosine at the 3-prime position adjacent to the anticodon of phenylalanine tRNA that stabilizes codon-anticodon interactions during decoding on the ribosome. TRMT12 is the human homolog of a yeast gene essential for yW synthesis (Noma and Suzuki, 2006). [supplied by OMIM, Mar 2008]. COMPLETENESS: complete on the 3' end.
Synonyms:	TRM12; TYW2

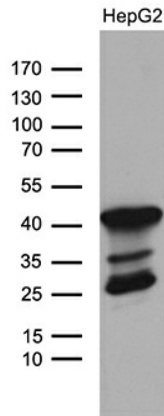


[View online »](#)

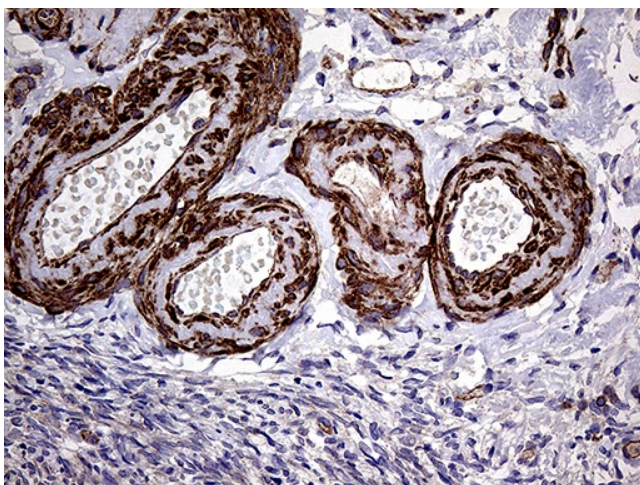
Product images:



HEK293T cells were transfected with the pCMV6-ENTRY control (Cat# [PS100001], Left lane) or pCMV6-ENTRY TRMT12 (Cat# [RC203982], Right lane) cDNA for 48 hrs and lysed. Equivalent amounts of cell lysates (5 ug per lane) were separated by SDS-PAGE and immunoblotted with anti-TRMT12 (Cat# [TA809538])(1:2000). Positive lysates [LY402634] (100ug) and [LC402634] (20ug) can be purchased separately from OriGene.



Western blot analysis of extracts (35ug) from HepG2 cell lines by using anti-TRMT12 monoclonal antibody (1:500).



Immunohistochemical staining of paraffin-embedded Human Ovary tissue within the normal limits using anti-TRMT12 mouse monoclonal antibody. (Heat-induced epitope retrieval by 1mM EDTA in 10mM Tris buffer (pH8.5) at 120°C for 3min, [TA809538]) (1:500)