

Product datasheet for **TA809496AM**

Cezanne (OTUD7B) Mouse Monoclonal Antibody (Biotin conjugated) [Clone ID: OTI2E2]


Product data:

Product Type:	Primary Antibodies
Clone Name:	OTI2E2
Applications:	WB
Recommended Dilution:	WB 1:500~2000
Reactivity:	Human, Mouse, Rat
Host:	Mouse
Isotype:	IgG1
Clonality:	Monoclonal
Immunogen:	Human recombinant protein fragment corresponding to amino acids 449-729 of human OTUD7B(NP_064590) produced in E.coli.
Formulation:	PBS (pH 7.3) containing 1% BSA, 50% glycerol and 0.02% sodium azide.
Concentration:	0.5 mg/ml
Purification:	Purified from mouse ascites fluids or tissue culture supernatant by affinity chromatography (protein A/G)
Conjugation:	Biotin
Storage:	Store at -20°C as received.
Stability:	Stable for 12 months from date of receipt.
Predicted Protein Size:	92.3 kDa
Gene Name:	OTU deubiquitinase 7B
Database Link:	NP_064590 Entrez Gene 229603 Mouse Entrez Gene 310677 Rat Entrez Gene 56957 Human Q6GQQ9
Synonyms:	CEZANNE; ZA20D1

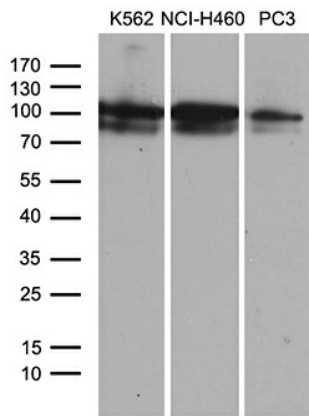


[View online »](#)

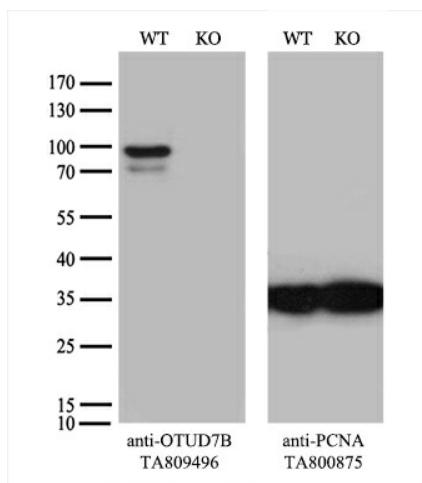
Product images:



HEK293T cells were transfected with the pCMV6-ENTRY control (Cat# [PS100001], Left lane) or pCMV6-ENTRY OTUD7B (Cat# [RC209932], Right lane) cDNA for 48 hrs and lysed. Equivalent amounts of cell lysates (5 ug per lane) were separated by SDS-PAGE and immunoblotted with anti-OTUD7B (Cat# [TA809496])(1:2000). Positive lysates [LY412591] (100ug) and [LC412591] (20ug) can be purchased separately from OriGene.



Western blot analysis of extracts (35ug) from 3 different cell lines by using anti-OTUD7B monoclonal antibody (1:500).



Equivalent amounts of cell lysates (10 ug per lane) of wild-type HeLa cells (WT, Cat# LC810HELA) and OTUD7B-Knockout HeLa cells (KO, Cat# [LC830855]) were separated by SDS-PAGE and immunoblotted with anti-OTUD7B monoclonal antibody [TA809496] (1:500). Then the blotted membrane was stripped and reprobed with anti-PCNA antibody as a loading control.