

Product datasheet for **TA809436S**


CLIP4 Mouse Monoclonal Antibody [Clone ID: OTI5D10]

Product data:

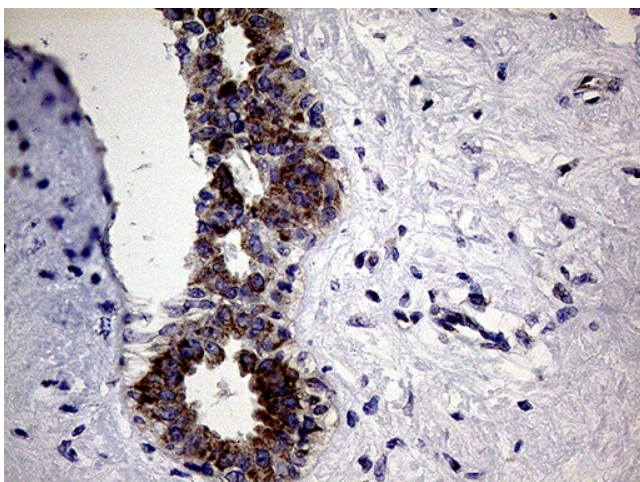
Product Type:	Primary Antibodies
Clone Name:	OTI5D10
Applications:	IHC, WB
Recommended Dilution:	WB 1:2000, IHC 1:500
Reactivity:	Human, Mouse, Rat
Host:	Mouse
Isotype:	IgG1
Clonality:	Monoclonal
Immunogen:	Full length human recombinant protein of human CLIP4(NP_078968) produced in E.coli.
Formulation:	PBS (pH 7.3) containing 1% BSA, 50% glycerol and 0.02% sodium azide.
Concentration:	1 mg/ml
Purification:	Purified from mouse ascites fluids or tissue culture supernatant by affinity chromatography (protein A/G)
Conjugation:	Unconjugated
Storage:	Store at -20°C as received.
Stability:	Stable for 12 months from date of receipt.
Predicted Protein Size:	76.1 kDa
Gene Name:	CAP-Gly domain containing linker protein family member 4
Database Link:	NP_078968 Entrez Gene 79745 Human Q8N3C7
Synonyms:	RSNL2



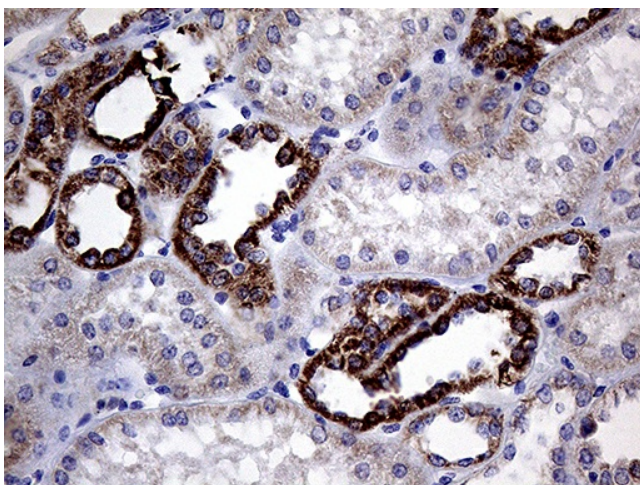
[View online »](#)

Product images:

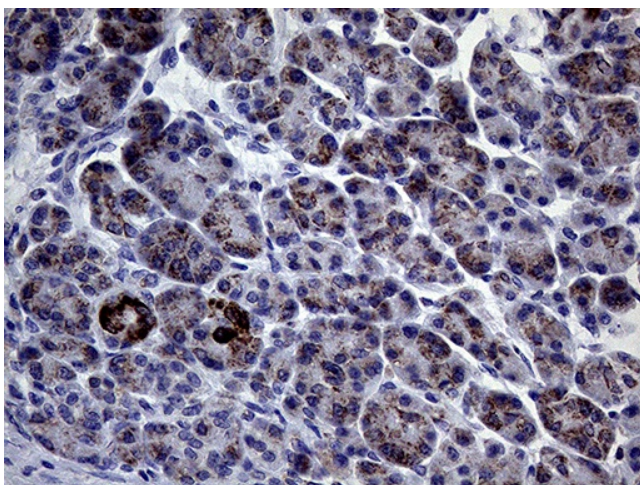
HEK293T cells were transfected with the pCMV6-ENTRY control (Cat# [PS100001], Left lane) or pCMV6-ENTRY CLIP4 (Cat# [RC223379], Right lane) cDNA for 48 hrs and lysed. Equivalent amounts of cell lysates (5 ug per lane) were separated by SDS-PAGE and immunoblotted with anti-CLIP4 (Cat# [TA809436])(1:2000). Positive lysates [LY411152] (100ug) and [LC411152] (20ug) can be purchased separately from OriGene.



Immunohistochemical staining of paraffin-embedded Human breast tissue within the normal limits using anti-CLIP4 mouse monoclonal antibody. (Heat-induced epitope retrieval by 1mM EDTA in 10mM Tris buffer (pH8.5) at 120°C for 3min, [TA809436]) (1:500)



Immunohistochemical staining of paraffin-embedded Human Kidney tissue within the normal limits using anti-CLIP4 mouse monoclonal antibody. (Heat-induced epitope retrieval by 1mM EDTA in 10mM Tris buffer (pH8.5) at 120°C for 3min, [TA809436]) (1:500)



Immunohistochemical staining of paraffin-embedded Human pancreas tissue within the normal limits using anti-CLIP4 mouse monoclonal antibody. (Heat-induced epitope retrieval by 1mM EDTA in 10mM Tris buffer (pH8.5) at 120°C for 3min, [TA809436]) (1:500)