

## Product datasheet for **TA809283M**

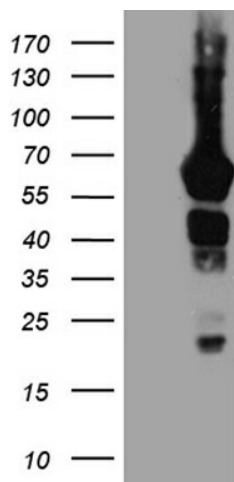
### GRB7 Mouse Monoclonal Antibody [Clone ID: OTI6H2]

#### Product data:

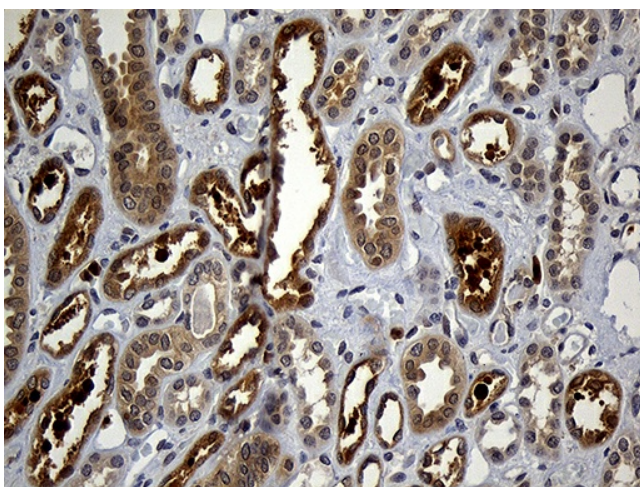
Product Type:	Primary Antibodies
Clone Name:	OTI6H2
Applications:	IHC, WB
Recommended Dilution:	WB 1:2000, IHC 1:2000
Reactivity:	Human, Mouse, Rat
Host:	Mouse
Isotype:	IgG2b
Clonality:	Monoclonal
Immunogen:	Full length human recombinant protein of human GRB7 (NP_005301) produced in E.coli.
Formulation:	PBS (pH 7.3) containing 1% BSA, 50% glycerol and 0.02% sodium azide.
Concentration:	1 mg/ml
Purification:	Purified from mouse ascites fluids or tissue culture supernatant by affinity chromatography (protein A/G)
Conjugation:	Unconjugated
Storage:	Store at -20°C as received.
Stability:	Stable for 12 months from date of receipt.
Predicted Protein Size:	59.5 kDa
Gene Name:	growth factor receptor bound protein 7
Database Link:	<a href="#">NP_005301</a> <a href="#">Entrez Gene 14786 Mouse</a> <a href="#">Entrez Gene 84427 Rat</a> <a href="#">Entrez Gene 2886 Human</a> <a href="#">Q14451</a>
Synonyms:	growth factor receptor-bound protein 7; OTTHUMP00000164352
Protein Families:	Druggable Genome, Embryonic stem cells, Stem cell - Pluripotency


[View online »](#)

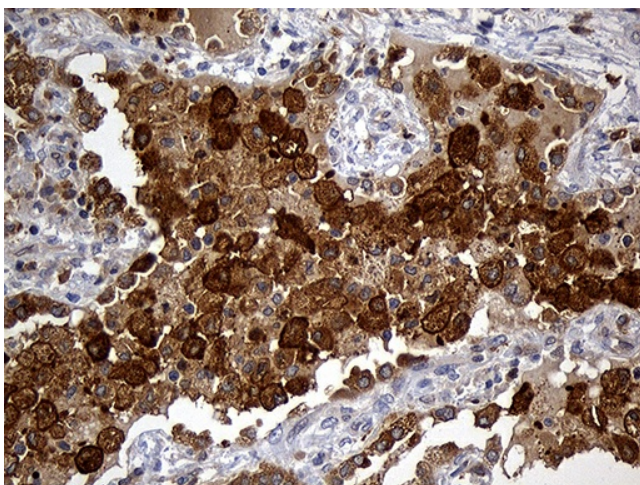
## Product images:



HEK293T cells were transfected with the pCMV6-ENTRY control (Cat# [PS100001], Left lane) or pCMV6-ENTRY GRB7 (Cat# [RC215362], Right lane) cDNA for 48 hrs and lysed. Equivalent amounts of cell lysates (5 ug per lane) were separated by SDS-PAGE and immunoblotted with anti-GRB7 (Cat# [TA809283])(1:2000). Positive lysates [LY401639] (100ug) and [LC401639] (20ug) can be purchased separately from OriGene.



Immunohistochemical staining of paraffin-embedded Human Kidney tissue within the normal limits using anti-GRB7 mouse monoclonal antibody. Heat-induced epitope retrieval by EDTA solution buffer pH 8.0 at 120°C for 3 min.



Immunohistochemical staining of paraffin-embedded Carcinoma of Human lung tissue using anti-GRB7 mouse monoclonal antibody. Heat-induced epitope retrieval by EDTA solution buffer pH 8.0 at 120°C for 3 min.