

## Product datasheet for **TA809193**

### Translin (TSN) Mouse Monoclonal Antibody [Clone ID: OTI4C6]

#### Product data:

|                         |   |
|-------------------------|---|
| Product Type:           | Primary Antibodies  |
| Clone Name:             | OTI4C6  |
| Applications:           | WB  |
| Recommended Dilution:   | WB 1:500~2000   |
| Reactivity:             | Human, Mouse, Rat   |
| Host:                   | Mouse   |
| Isotype:                | IgG1  |
| Clonality:              | Monoclonal  |
| Immunogen:              | Human recombinant protein fragment corresponding to amino acids 1-51 of human TSN(NP_004613) produced in E.coli.  |
| Formulation:            | PBS (pH 7.3) containing 1% BSA, 50% glycerol and 0.02% sodium azide.  |
| Concentration:          | 1 mg/ml   |
| Purification:           | Purified from mouse ascites fluids or tissue culture supernatant by affinity chromatography (protein A/G)   |
| Conjugation:            | Unconjugated  |
| Storage:                | Store at -20°C as received.   |
| Stability:              | Stable for 12 months from date of receipt.  |
| Predicted Protein Size: | 26 kDa  |
| Gene Name:              | translin  |
| Database Link:          | <a href="#">NP_004613</a><br><a href="#">Entrez Gene 22099 Mouse</a> <a href="#">Entrez Gene 60381 Rat</a> <a href="#">Entrez Gene 7247 Human</a><br><a href="#">Q15631</a> |



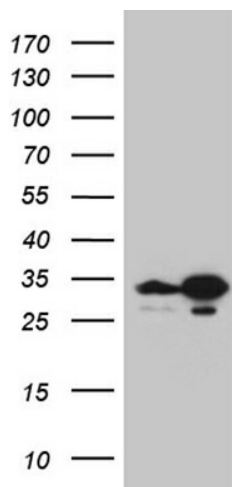
[View online »](#)

**Background:**

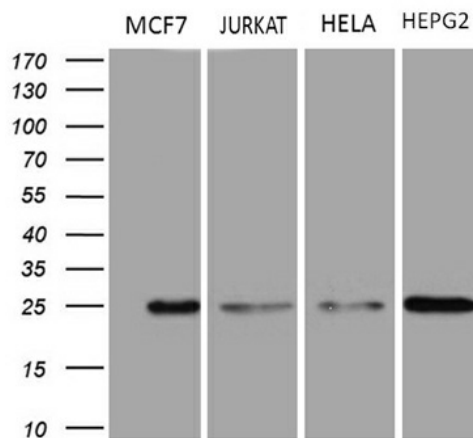
This gene encodes a DNA-binding protein which specifically recognizes conserved target sequences at the breakpoint junction of chromosomal translocations. Translin polypeptides form a multimeric structure that is responsible for its DNA-binding activity. Recombination-associated motifs and translin-binding sites are present at recombination hotspots and may serve as indicators of breakpoints in genes which are fused by translocations. These binding activities may play a crucial role in chromosomal translocation in lymphoid neoplasms. This protein encoded by this gene, when complexed with translin-associated protein X, also forms a Mg ion-dependent endoribonuclease that promotes RNA-induced silencing complex (RISC) activation. Alternative splicing results in multiple transcript variants. [provided by RefSeq, May 2012]

**Synonyms:**

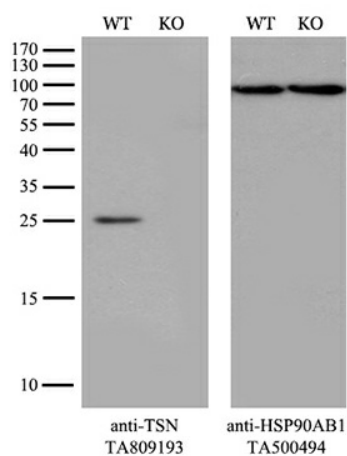
BCLF-1; C3PO; RCHF1; REHF-1; TBRBP; TRSLN

**Product images:**


HEK293T cells were transfected with the pCMV6-ENTRY control (Left lane) or pCMV6-ENTRY TSN ([RC201804], Right lane) cDNA for 48 hrs and lysed. Equivalent amounts of cell lysates (5 ug per lane) were separated by SDS-PAGE and immunoblotted with anti-TSN (1:2000). Positive lysates [LY417864] (100ug) and [LC417864] (20ug) can be purchased separately from OriGene.



Western blot analysis of extracts (35ug) from 4 different cell lines by using anti-TSN monoclonal antibody (1:500).



Equivalent amounts of cell lysates (10 ug per lane) of wild-type HeLa cells (WT, Cat# LC810HELA) and TSN-Knockout HeLa cells (KO, Cat# [LC810245]) were separated by SDS-PAGE and immunoblotted with anti-TSN monoclonal antibody TA809193. Then the blotted membrane was stripped and reprobed with anti-HSP90AB1 antibody ([TA500494]) as a loading control (1:200).