

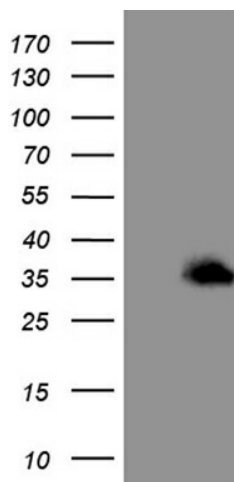
Product datasheet for **TA809038BM**

SPANXN3 Mouse Monoclonal Antibody (HRP conjugated) [Clone ID: OT11A2]

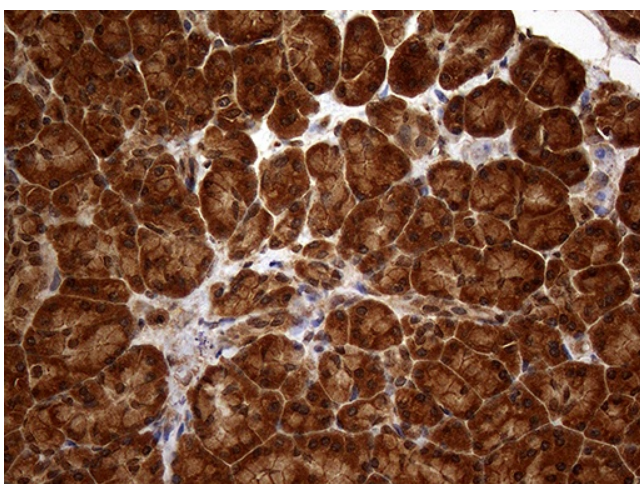
Product data:

Product Type:	Primary Antibodies
Clone Name:	OT11A2
Applications:	IHC, WB
Recommended Dilution:	WB 1:2000, IHC 1:2000
Reactivity:	Human
Host:	Mouse
Isotype:	IgG1
Clonality:	Monoclonal
Immunogen:	Full length human recombinant protein of human SPANXN3 (NP_001009609) produced in E.coli.
Formulation:	PBS (pH 7.3) containing 1% BSA, 50% glycerol.
Concentration:	0.5 mg/ml
Purification:	Purified from mouse ascites fluids or tissue culture supernatant by affinity chromatography (protein A/G)
Conjugation:	HRP
Storage:	Store at -20°C as received.
Stability:	Stable for 12 months from date of receipt.
Predicted Protein Size:	15.4 kDa
Gene Name:	SPANX family member N3
Database Link:	NP_001009609 Entrez Gene 139067 Human Q5MJ09
Synonyms:	CT11.8; SPANX-N3

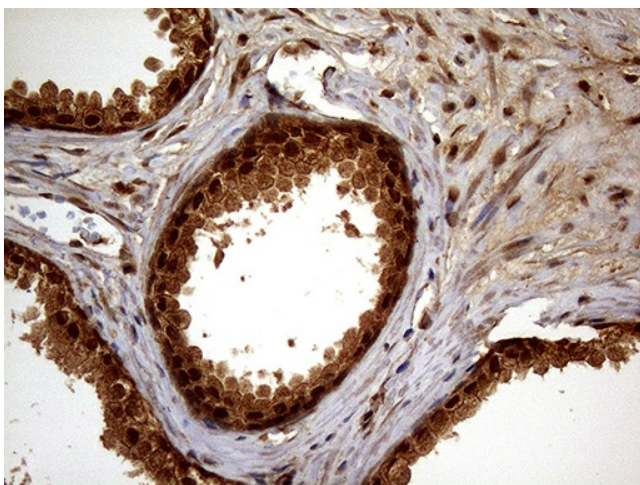
[View online »](#)

Product images:


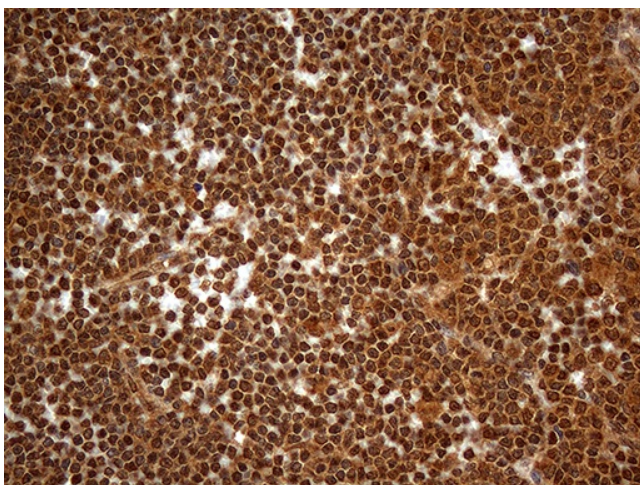
HEK293T cells were transfected with the pCMV6-ENTRY control (Cat# [PS100001], Left lane) or pCMV6-ENTRY SPANXN3 (Cat# [RC209390], Right lane) cDNA for 48 hrs and lysed. Equivalent amounts of cell lysates (5 ug per lane) were separated by SDS-PAGE and immunoblotted with anti-SPANXN3 (Cat# [TA809038])(1:2000). Positive lysates [LY422924] (100ug) and [LC422924] (20ug) can be purchased separately from OriGene.



Immunohistochemical staining of paraffin-embedded Human pancreas tissue within the normal limits using anti-SPANXN3 mouse monoclonal antibody. Heat-induced epitope retrieval by EDTA solution buffer pH 8.0 at 120°C for 3 min.



Immunohistochemical staining of paraffin-embedded Human prostate tissue within the normal limits using anti-SPANXN3 mouse monoclonal antibody. Heat-induced epitope retrieval by EDTA solution buffer pH 8.0 at 120°C for 3 min.



Immunohistochemical staining of paraffin-embedded Human lymph node tissue within the normal limits using anti-SPANXN3 mouse monoclonal antibody. Heat-induced epitope retrieval by EDTA solution buffer pH 8.0 at 120°C for 3 min.