

Product datasheet for **TA808932S**

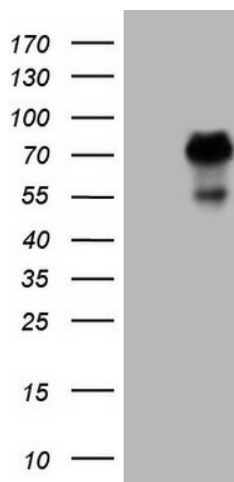
ZNF394 Mouse Monoclonal Antibody [Clone ID: OTI1H10]

Product data:

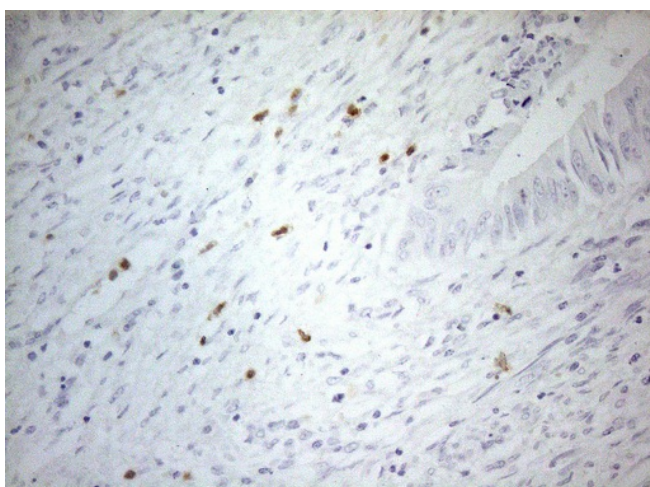
Product Type:	Primary Antibodies
Clone Name:	OTI1H10
Applications:	IHC, WB
Recommended Dilution:	WB 1:2000, IHC 1:150
Reactivity:	Human
Host:	Mouse
Isotype:	IgG1
Clonality:	Monoclonal
Immunogen:	Human recombinant protein fragment corresponding to amino acids 1-296 of human ZNF394 (NP_115540) produced in E.coli.
Formulation:	PBS (pH 7.3) containing 1% BSA, 50% glycerol and 0.02% sodium azide.
Concentration:	1 mg/ml
Purification:	Purified from mouse ascites fluids or tissue culture supernatant by affinity chromatography (protein A/G)
Conjugation:	Unconjugated
Storage:	Store at -20°C as received.
Stability:	Stable for 12 months from date of receipt.
Predicted Protein Size:	64.1 kDa
Gene Name:	zinc finger protein 394
Database Link:	NP_115540 Entrez Gene 84124 Human Q53GI3
Background:	May be involved in transcriptional regulation. [UniProtKB/Swiss-Prot Function]
Synonyms:	ZKSCAN14; ZSCAN46
Protein Families:	Transcription Factors



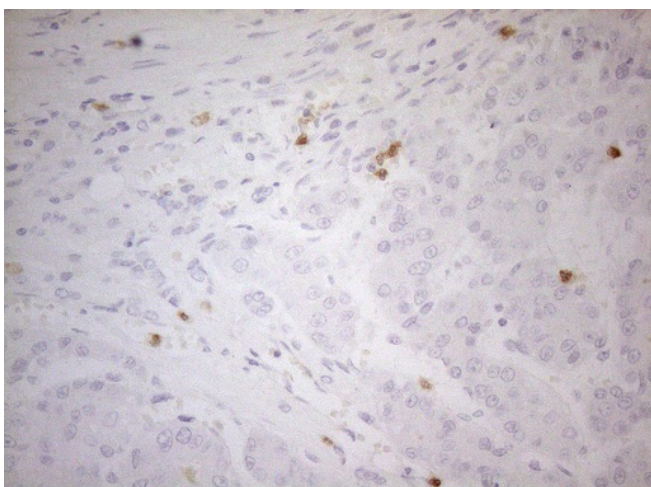
[View online »](#)

Product images:

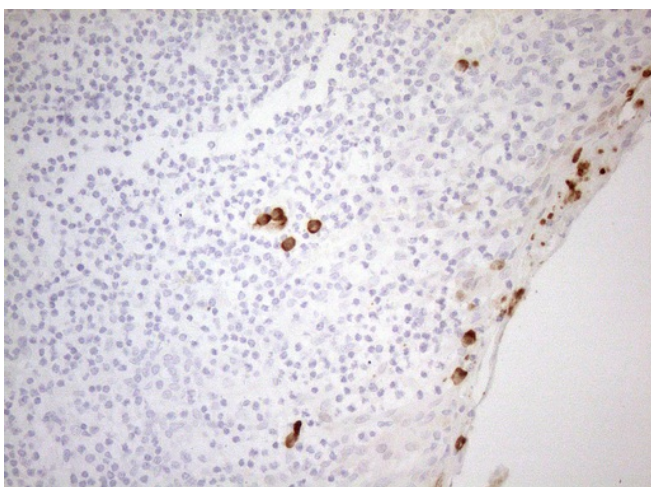
HEK293T cells were transfected with the pCMV6-ENTRY control (Left lane) or pCMV6-ENTRY ZNF394 ([RC208681], Right lane) cDNA for 48 hrs and lysed. Equivalent amounts of cell lysates (5 ug per lane) were separated by SDS-PAGE and immunoblotted with anti-ZNF394 (1:2000). Positive lysates [LY403147] (100ug) and [LC403147] (20ug) can be purchased separately from OriGene.



Immunohistochemical staining of paraffin-embedded Adenocarcinoma of Human colon tissue using anti-ZNF394 mouse monoclonal antibody. (Heat-induced epitope retrieval by 1mM EDTA in 10mM Tris buffer (pH8.5) at 120°C for 3min, [TA808932]) (1:150)



Immunohistochemical staining of paraffin-embedded Carcinoma of Human liver tissue using anti-ZNF394 mouse monoclonal antibody. (Heat-induced epitope retrieval by 1mM EDTA in 10mM Tris buffer (pH8.5) at 120°C for 3min, [TA808932]) (1:150)



Immunohistochemical staining of paraffin-embedded Human tonsil within the normal limits using anti-ZNF394 mouse monoclonal antibody. (Heat-induced epitope retrieval by 1mM EDTA in 10mM Tris buffer (pH8.5) at 120°C for 3min, [TA808932]) (1:150)