

Product datasheet for **TA808910M**


Myozenin 1 (MYOZ1) Mouse Monoclonal Antibody [Clone ID: OTI4C2]

Product data:

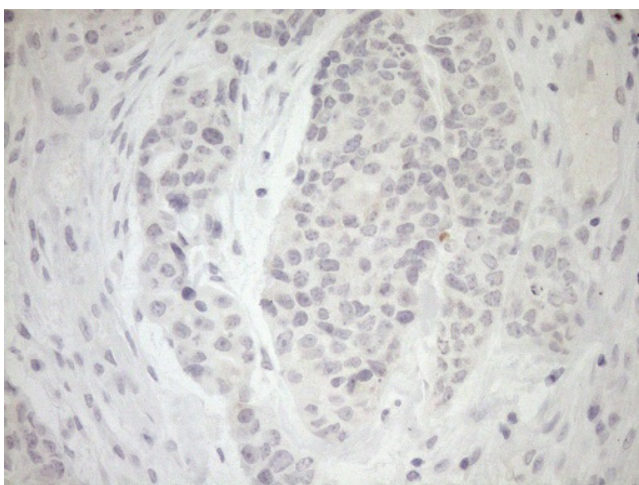
| | |
|-------------------------|--|
| Product Type: | Primary Antibodies |
| Clone Name: | OTI4C2 |
| Applications: | IHC, WB |
| Recommended Dilution: | WB 1:2000, IHC 1:150 |
| Reactivity: | Human, Mouse, Rat |
| Host: | Mouse |
| Isotype: | IgG1 |
| Clonality: | Monoclonal |
| Immunogen: | Human recombinant protein fragment corresponding to amino acids 106-299 of human MYOZ1(NP_067068) produced in E.coli. |
| Formulation: | PBS (pH 7.3) containing 1% BSA, 50% glycerol and 0.02% sodium azide. |
| Concentration: | 1 mg/ml |
| Purification: | Purified from mouse ascites fluids or tissue culture supernatant by affinity chromatography (protein A/G) |
| Conjugation: | Unconjugated |
| Storage: | Store at -20°C as received. |
| Stability: | Stable for 12 months from date of receipt. |
| Predicted Protein Size: | 31.6 kDa |
| Gene Name: | myozenin 1 |
| Database Link: | NP_067068 Entrez Gene 59011 Mouse Entrez Gene 498440 Rat Entrez Gene 58529 Human Q9NP98 |
| Background: | The protein encoded by this gene is primarily expressed in the skeletal muscle, and belongs to the myozenin family. Members of this family function as calcineurin-interacting proteins that help tether calcineurin to the sarcomere of cardiac and skeletal muscle. They play an important role in modulation of calcineurin signaling. [provided by RefSeq, Apr 2012] |
| Synonyms: | CS-2; FATZ; MYOZ |


[View online »](#)

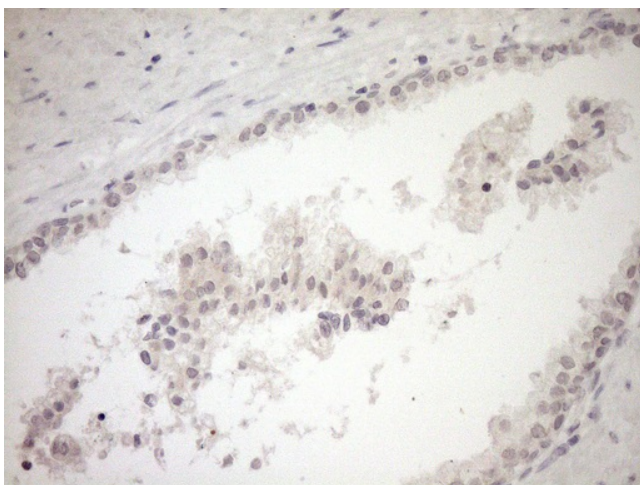
Product images:



HEK293T cells were transfected with the pCMV6-ENTRY control (Cat# [PS100001], Left lane) or pCMV6-ENTRY MYOZ1 (Cat# [RC206448], Right lane) cDNA for 48 hrs and lysed. Equivalent amounts of cell lysates (5 ug per lane) were separated by SDS-PAGE and immunoblotted with anti-MYOZ1 (Cat# [TA808910])(1:2000). Positive lysates [LY411997] (100ug) and [LC411997] (20ug) can be purchased separately from OriGene.



Immunohistochemical staining of paraffin-embedded Adenocarcinoma of Human endometrium tissue using anti-MYOZ1 mouse monoclonal antibody. Heat-induced epitope retrieval by EDTA solution buffer pH 8.0 at 120°C for 3 min.



Immunohistochemical staining of paraffin-embedded Carcinoma of Human prostate tissue using anti-MYOZ1 mouse monoclonal antibody. Heat-induced epitope retrieval by EDTA solution buffer pH 8.0 at 120°C for 3 min.