

Product datasheet for **TA808436S**

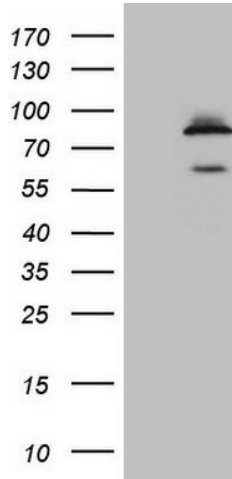
SCMH1 Mouse Monoclonal Antibody [Clone ID: OTI7B6]

Product data:

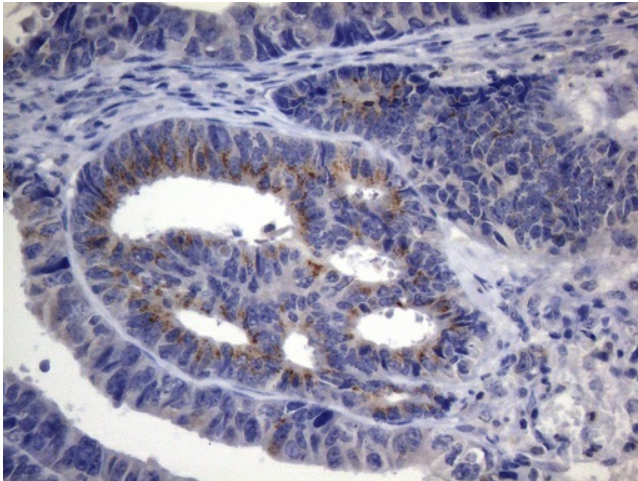
Product Type:	Primary Antibodies
Clone Name:	OTI7B6
Applications:	IHC, WB
Recommended Dilution:	WB 1:500, IHC 1:150
Reactivity:	Human, Mouse, Rat
Host:	Mouse
Isotype:	IgG1
Clonality:	Monoclonal
Immunogen:	Human recombinant protein fragment corresponding to amino acids 1-309 of human SCMH1(NP_036368) produced in E.coli.
Formulation:	PBS (pH 7.3) containing 1% BSA, 50% glycerol and 0.02% sodium azide.
Concentration:	1 mg/ml
Purification:	Purified from mouse ascites fluids or tissue culture supernatant by affinity chromatography (protein A/G)
Conjugation:	Unconjugated
Storage:	Store at -20°C as received.
Stability:	Stable for 12 months from date of receipt.
Predicted Protein Size:	65.9 kDa
Gene Name:	sex comb on midleg homolog 1 (Drosophila)
Database Link:	NP_036368 Entrez Gene 22955 Human Q96GD3
Background:	Interacts with the SAM domain of PHC1 via its SAM domain in vitro (By similarity). Associates with a PRC1-like complex. [UniProtKB/Swiss-Prot Function]
Synonyms:	Scml3
Protein Families:	Transcription Factors



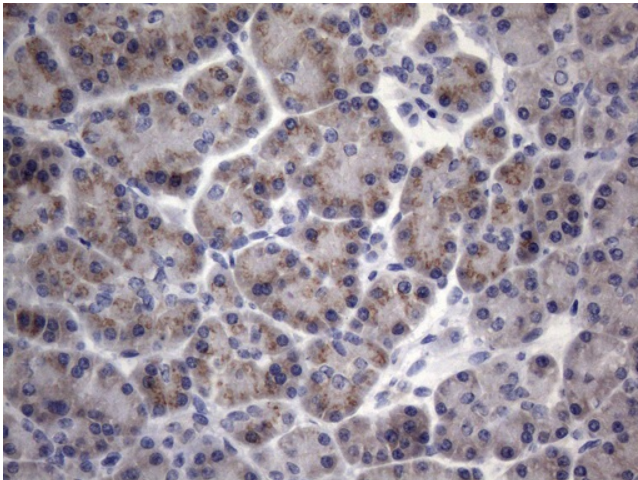
[View online »](#)

Product images:

HEK293T cells were transfected with the pCMV6-ENTRY control (Left lane) or pCMV6-ENTRY SCMH1 ([RC200193], Right lane) cDNA for 48 hrs and lysed. Equivalent amounts of cell lysates (5 ug per lane) were separated by SDS-PAGE and immunoblotted with anti-SCMH1 (1:500). Positive lysates [LY415889] (100ug) and [LC415889] (20ug) can be purchased separately from OriGene.



Immunohistochemical staining of paraffin-embedded Adenocarcinoma of Human colon tissue using anti-SCMH1 mouse monoclonal antibody. (Heat-induced epitope retrieval by 1mM EDTA in 10mM Tris buffer (pH8.5) at 120°C for 3min, [TA808436]) (1:150)



Immunohistochemical staining of paraffin-embedded Human pancreas tissue within the normal limits using anti-SCMH1 mouse monoclonal antibody. (Heat-induced epitope retrieval by 1mM EDTA in 10mM Tris buffer (pH8.5) at 120°C for 3min, [TA808436]) (1:150)