

Product datasheet for **TA807957S**

Cardiac Troponin T (TNNT2) Mouse Monoclonal Antibody [Clone ID: OTI3C6]

Product data:

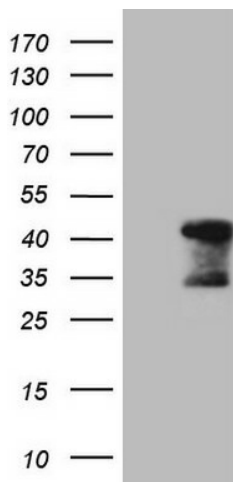
Product Type:	Primary Antibodies
Clone Name:	OTI3C6
Applications:	IHC, WB
Recommended Dilution:	WB 1:2000, IHC 1:150
Reactivity:	Human, Mouse, Rat
Host:	Mouse
Isotype:	IgG1
Clonality:	Monoclonal
Immunogen:	Native troponin complex
Formulation:	PBS (pH 7.3) containing 1% BSA, 50% glycerol and 0.02% sodium azide.
Concentration:	1 mg/ml
Purification:	Purified from mouse ascites fluids or tissue culture supernatant by affinity chromatography (protein A/G)
Conjugation:	Unconjugated
Storage:	Store at -20°C as received.
Stability:	Stable for 12 months from date of receipt.
Predicted Protein Size:	35.4 kDa
Gene Name:	troponin T2, cardiac type
Database Link:	NP_000355 Entrez Gene 21956 Mouse Entrez Gene 24837 Rat Entrez Gene 7139 Human P45379

Background: Troponin I (TnI), along with troponin T (TnT) and troponin C (TnC), is one of 3 subunits that form the troponin complex of the thin filaments of striated muscle. TnI is the inhibitory subunit; blocking actin-myosin interactions and thereby mediating striated muscle relaxation. The TnI subfamily contains three genes: TnI-skeletal-fast-twitch, TnI-skeletal-slow-twitch, and TnI-cardiac. This gene encodes the TnI-cardiac protein and is exclusively expressed in cardiac muscle tissues. Mutations in this gene cause familial hypertrophic cardiomyopathy type 7 (CMH7) and familial restrictive cardiomyopathy (RCM). [provided by RefSeq, Jul

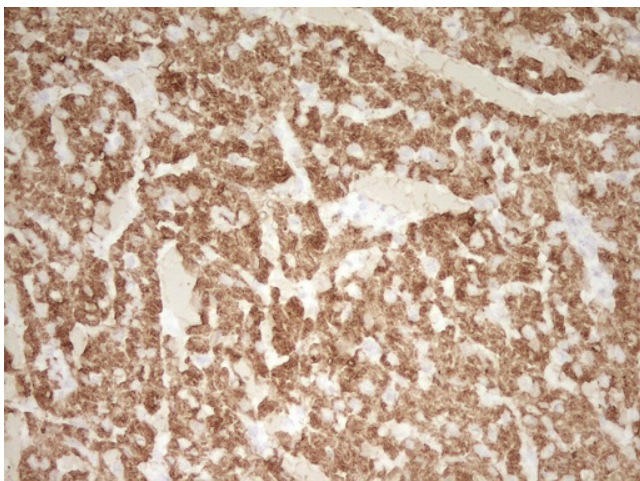


[View online »](#)

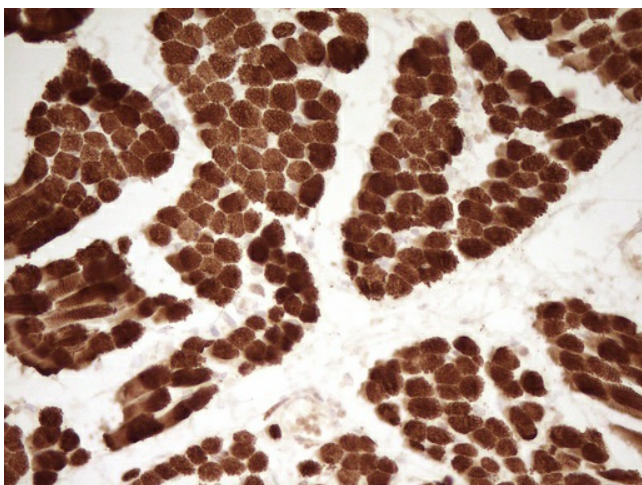
Synonyms:	CMD1D; CMH2; CMPD2; cTnT; LVNC6; RCM3; TnTC
Protein Families:	Druggable Genome
Protein Pathways:	Cardiac muscle contraction, Dilated cardiomyopathy, Hypertrophic cardiomyopathy (HCM)

Product images:

HEK293T cells were transfected with the pCMV6-ENTRY control (Left lane) or pCMV6-ENTRY TNNT2 ([RC214180], Right lane) cDNA for 48 hrs and lysed. Equivalent amounts of cell lysates (5 ug per lane) were separated by SDS-PAGE and immunoblotted with anti-TNNT2. Positive lysates [LY400130] (100ug) and [LC400130] (20ug) can be purchased separately from OriGene.



Immunohistochemical staining of paraffin-embedded Human adult heart tissue using anti-TNNT2 mouse monoclonal antibody. (Heat-induced epitope retrieval by 1mM EDTA in 10mM Tris, pH8.5, 120°C for 3min, [TA807957])



Immunohistochemical staining of paraffin-embedded Human muscle tissue using anti-TNNT2 mouse monoclonal antibody. (Heat-induced epitope retrieval by 1mM EDTA in 10mM Tris, pH8.5, 120°C for 3min, [TA807957])