

Product datasheet for **TA807032M**

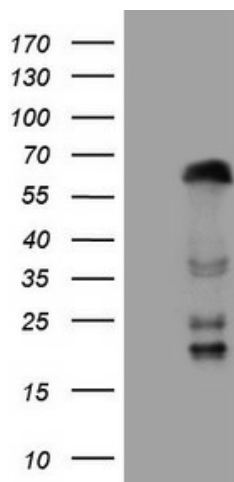
ZNF35 Mouse Monoclonal Antibody [Clone ID: OTI4D5]

Product data:

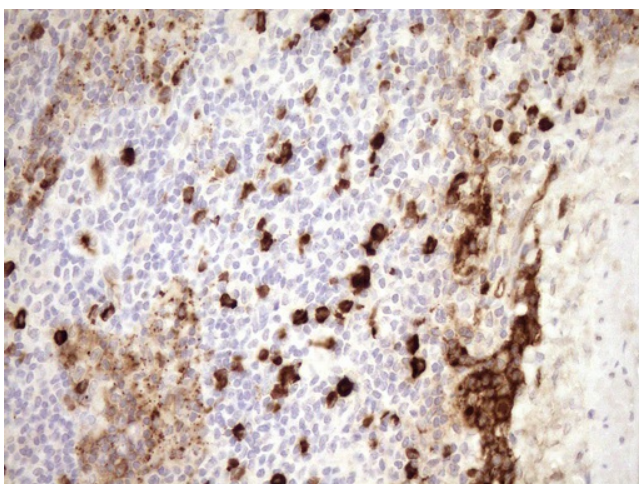
| | |
|-------------------------|---|
| Product Type: | Primary Antibodies |
| Clone Name: | OTI4D5 |
| Applications: | IHC, WB |
| Recommended Dilution: | WB 1:2000, IHC 1:150 |
| Reactivity: | Human |
| Host: | Mouse |
| Isotype: | IgG1 |
| Clonality: | Monoclonal |
| Immunogen: | Human recombinant protein fragment corresponding to amino acids 1-258 of human ZNF35(NP_003411) produced in E.coli. |
| Formulation: | PBS (pH 7.3) containing 1% BSA, 50% glycerol and 0.02% sodium azide. |
| Concentration: | 1 mg/ml |
| Purification: | Purified from mouse ascites fluids or tissue culture supernatant by affinity chromatography (protein A/G) |
| Conjugation: | Unconjugated |
| Storage: | Store at -20°C as received. |
| Stability: | Stable for 12 months from date of receipt. |
| Predicted Protein Size: | 58.9 kDa |
| Gene Name: | zinc finger protein 35 |
| Database Link: | NP_003411 Entrez Gene 7584 Human P13682 |
| Background: | May be involved in transcriptional regulation. Involved in cell differentiation and/or proliferation. [UniProtKB/Swiss-Prot Function] |
| Synonyms: | HF.10; HF10; Zfp105 |
| Protein Families: | Transcription Factors |


[View online »](#)

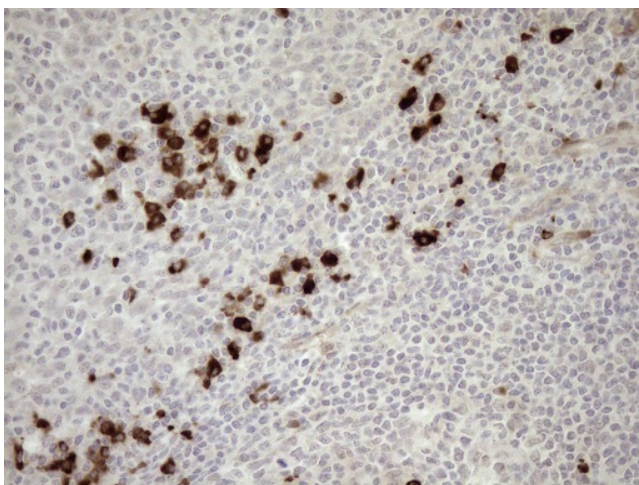
Product images:



HEK293T cells were transfected with the pCMV6-ENTRY control (Left lane) or pCMV6-ENTRY ZNF35 ([RC203770], Right lane) cDNA for 48 hrs and lysed. Equivalent amounts of cell lysates (5 ug per lane) were separated by SDS-PAGE and immunoblotted with anti-ZNF35 (1:2000). Positive lysates [LY418712] (100ug) and [LC418712] (20ug) can be purchased separately from OriGene.



Immunohistochemical staining of paraffin-embedded Human lymph node tissue within the normal limits using anti-ZNF35 mouse monoclonal antibody. Heat-induced epitope retrieval by EDTA solution buffer pH 8.0 at 120°C for 3 min.



Immunohistochemical staining of paraffin-embedded Human tonsil within the normal limits using anti-ZNF35 mouse monoclonal antibody. Heat-induced epitope retrieval by EDTA solution buffer pH 8.0 at 120°C for 3 min.