

Product datasheet for **TA806606S**

TNFRSF18 Mouse Monoclonal Antibody [Clone ID: OTI9G8]


Product data:

Product Type:	Primary Antibodies
Clone Name:	OTI9G8
Applications:	IHC, WB
Recommended Dilution:	WB 1:2000, IHC 1:150
Reactivity:	Human
Host:	Mouse
Isotype:	IgG2b
Clonality:	Monoclonal
Immunogen:	Human recombinant protein fragment corresponding to amino acids 26-162 of human TNFRSF18(NP_004186) produced in E.coli.
Formulation:	PBS (pH 7.3) containing 1% BSA, 50% glycerol and 0.02% sodium azide.
Concentration:	1 mg/ml
Purification:	Purified from mouse ascites fluids or tissue culture supernatant by affinity chromatography (protein A/G)
Conjugation:	Unconjugated
Storage:	Store at -20°C as received.
Stability:	Stable for 12 months from date of receipt.
Predicted Protein Size:	23.5 kDa
Gene Name:	tumor necrosis factor receptor superfamily member 18
Database Link:	NP_004186 Entrez Gene 8784 Human Q9Y5U5
Background:	This gene encodes a member of the TNF-receptor superfamily. The encoded receptor has been shown to have increased expression upon T-cell activation, and it is thought to play a key role in dominant immunological self-tolerance maintained by CD25(+)CD4(+) regulatory T cells. Knockout studies in mice also suggest the role of this receptor is in the regulation of CD3-driven T-cell activation and programmed cell death. Three alternatively spliced transcript variants of this gene encoding distinct isoforms have been reported. [provided by RefSeq, Feb

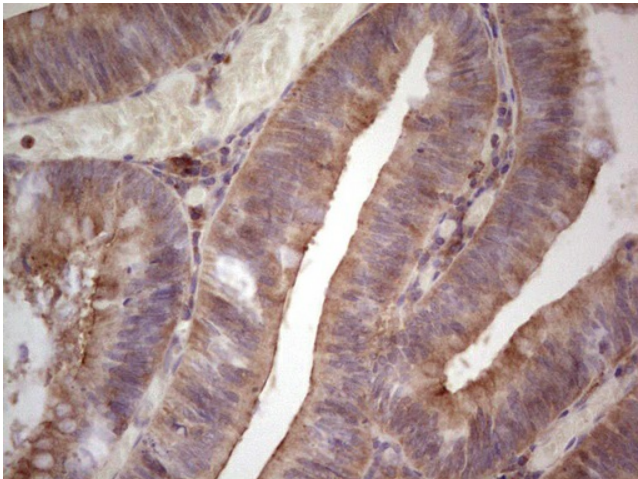


[View online »](#)

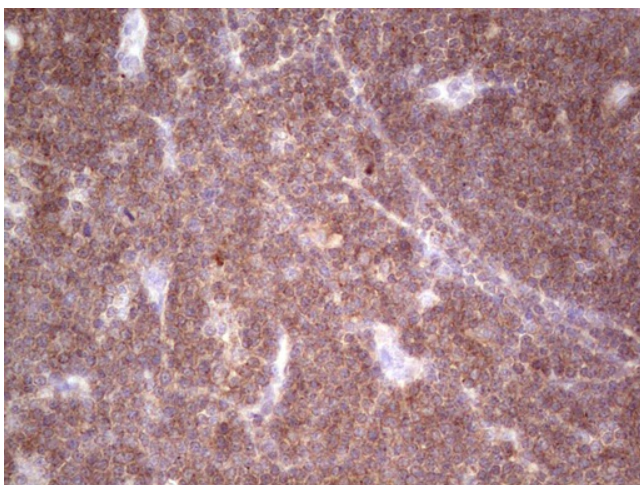
Synonyms: AITR; CD357; GTR; GTR-D
Protein Families: Druggable Genome, Secreted Protein, Transmembrane
Protein Pathways: Cytokine-cytokine receptor interaction

Product images:

HEK293T cells were transfected with the pCMV6-ENTRY control (Cat# [PS100001], Left lane) or pCMV6-ENTRY TNFRSF18 (Cat# [RC219997], Right lane) cDNA for 48 hrs and lysed. Equivalent amounts of cell lysates (5 ug per lane) were separated by SDS-PAGE and immunoblotted with anti-TNFRSF18 (Cat# [TA806606]). Positive lysates [LY418153] (100ug) and [LC418153] (20ug) can be purchased separately from OriGene.



Immunohistochemical staining of paraffin-embedded Adenocarcinoma of Human colon tissue using anti-TNFRSF18 mouse monoclonal antibody. ([TA806606]; heat-induced epitope retrieval by 1mM EDTA in 10mM Tris, pH8.5, 120°C for 3min)



Immunohistochemical staining of paraffin-embedded Human lymphoma tissue using anti-TNFRSF18 mouse monoclonal antibody. ([TA806606]; heat-induced epitope retrieval by 1mM EDTA in 10mM Tris, pH8.5, 120°C for 3min)