

Product datasheet for **TA806157AM**

Steroidogenic Factor 1 (NR5A1) Mouse Monoclonal Antibody (Biotin conjugated) [Clone ID: OTI1B4]

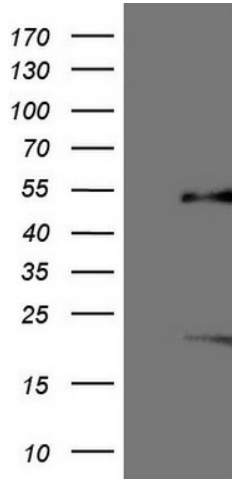
Product data:

Product Type:	Primary Antibodies
Clone Name:	OTI1B4
Applications:	IHC, WB
Recommended Dilution:	WB 1:2000, IHC 1:150
Reactivity:	Human, Mouse, Rat
Host:	Mouse
Isotype:	IgG2a
Clonality:	Monoclonal
Immunogen:	Human recombinant protein fragment corresponding to amino acids 1-262 of human NR5A1(NP_004950) produced in E.coli.
Formulation:	PBS (pH 7.3) containing 1% BSA, 50% glycerol and 0.02% sodium azide.
Concentration:	0.5 mg/ml
Purification:	Purified from mouse ascites fluids or tissue culture supernatant by affinity chromatography (protein A/G)
Conjugation:	Biotin
Storage:	Store at -20°C as received.
Stability:	Stable for 12 months from date of receipt.
Predicted Protein Size:	51.5 kDa
Gene Name:	nuclear receptor subfamily 5 group A member 1
Database Link:	NP_004950 Entrez Gene 26423 Mouse Entrez Gene 83826 Rat Entrez Gene 2516 Human Q13285
Synonyms:	AD4BP; ELP; FTZ1; FTZF1; hSF-1; POF7; SF-1; SF1; SPGF8; SRXY3
Protein Families:	Druggable Genome, Transcription Factors

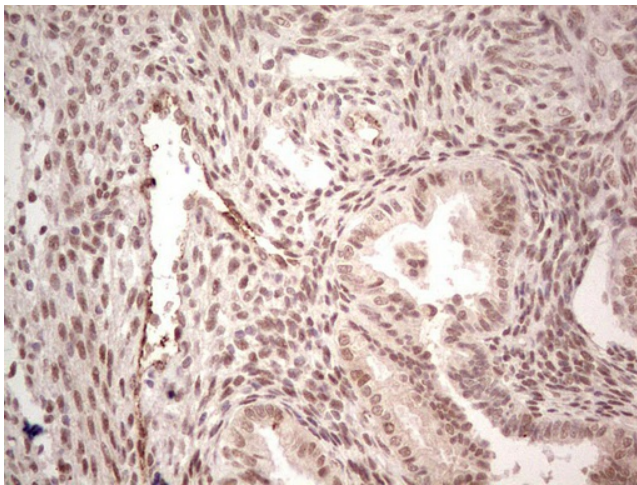


[View online »](#)

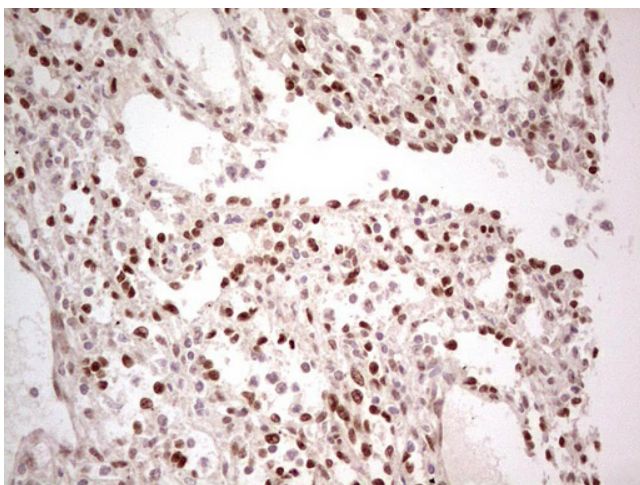
Product images:



HEK293T cells were transfected with the pCMV6-ENTRY control (Cat# [PS100001], Left lane) or pCMV6-ENTRY NR5A1 (Cat# [RC207577], Right lane) cDNA for 48 hrs and lysed. Equivalent amounts of cell lysates (5 ug per lane) were separated by SDS-PAGE and immunoblotted with anti-NR5A1 (Cat# [TA806157]). Positive lysates [LY417628] (100ug) and [LC417628] (20ug) can be purchased separately from OriGene.



Immunohistochemical staining of paraffin-embedded Human endometrium tissue within the normal limits using anti-NR5A1 mouse monoclonal antibody. (Heat-induced epitope retrieval by 1mM EDTA in 10mM Tris, pH8.5, 120°C for 3min, [TA806157])



Immunohistochemical staining of paraffin-embedded Human lymph node tissue within the normal limits using anti-NR5A1 mouse monoclonal antibody. (Heat-induced epitope retrieval by 1mM EDTA in 10mM Tris, pH8.5, 120°C for 3min, [TA806157])