

Product datasheet for **TA805930S**

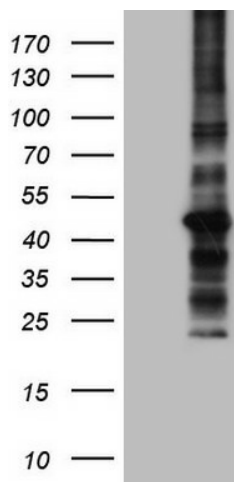
MTOR Mouse Monoclonal Antibody [Clone ID: OTI4A7]

Product data:

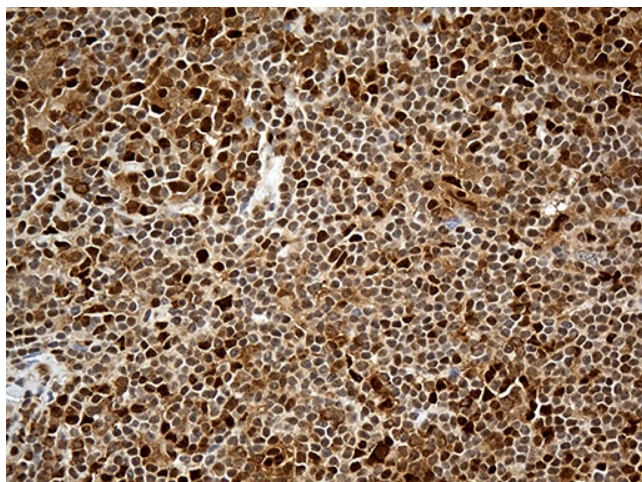
| | |
|-------------------------|--|
| Product Type: | Primary Antibodies |
| Clone Name: | OTI4A7 |
| Applications: | IHC, WB |
| Recommended Dilution: | WB 1:2000 |
| Reactivity: | Human, Mouse, Rat |
| Host: | Mouse |
| Isotype: | IgG1 |
| Clonality: | Monoclonal |
| Immunogen: | Human recombinant protein fragment corresponding to amino acids 1766-2144 of human MTOR(NP_004949) produced in E.coli. |
| Formulation: | PBS (pH 7.3) containing 1% BSA, 50% glycerol and 0.02% sodium azide. |
| Concentration: | 1 mg/ml |
| Purification: | Purified from mouse ascites fluids or tissue culture supernatant by affinity chromatography (protein A/G) |
| Conjugation: | Unconjugated |
| Storage: | Store at -20°C as received. |
| Stability: | Stable for 12 months from date of receipt. |
| Predicted Protein Size: | 288.7 kDa |
| Gene Name: | mechanistic target of rapamycin |
| Database Link: | NP_004949 Entrez Gene 56717 Mouse Entrez Gene 56718 Rat Entrez Gene 2475 Human P42345 |
| Synonyms: | FRAP; FRAP1; FRAP2; RAFT1; RAPT1; SKS |
| Protein Families: | Druggable Genome, Protein Kinase |
| Protein Pathways: | Acute myeloid leukemia, Adipocytokine signaling pathway, ErbB signaling pathway, Glioma, Insulin signaling pathway, mTOR signaling pathway, Pathways in cancer, Prostate cancer, Type II diabetes mellitus |



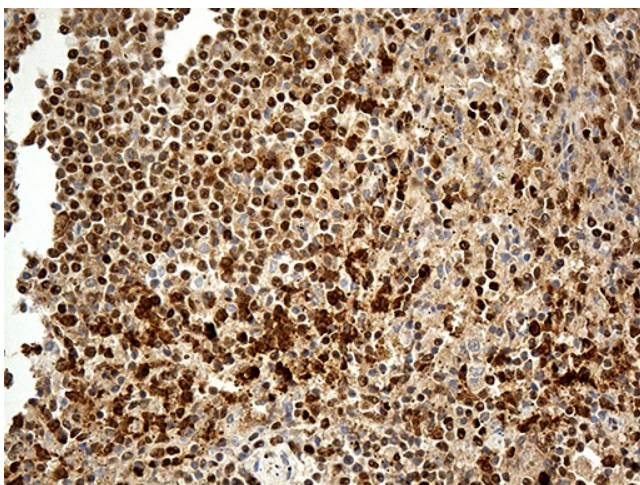
[View online »](#)

Product images:

Human recombinant protein fragment corresponding to amino acids 1766-2144 of human MTOR (NP_004949) produced in E.coli.



Immunohistochemical staining of paraffin-embedded Human lymphoma tissue using anti-MTOR mouse monoclonal antibody. (Heat-induced epitope retrieval by 1mM EDTA in 10mM Tris buffer (pH8.5) at 120°C for 3min, [TA805930]) (1:500)



Immunohistochemical staining of paraffin-embedded Human spleen tissue within the normal limits using anti-MTOR mouse monoclonal antibody. (Heat-induced epitope retrieval by 1mM EDTA in 10mM Tris buffer (pH8.5) at 120°C for 3min, [TA805930]) (1:500)