

Product datasheet for **TA805930BM**

MTOR Mouse Monoclonal Antibody (HRP conjugated) [Clone ID: OTI4A7]

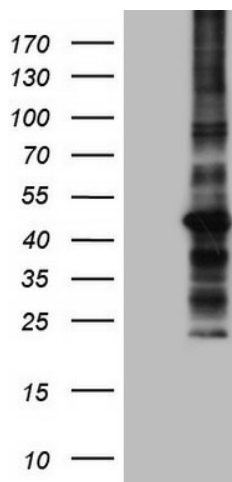
Product data:

Product Type:	Primary Antibodies
Clone Name:	OTI4A7
Applications:	IHC, WB
Recommended Dilution:	WB 1:2000
Reactivity:	Human, Mouse, Rat
Host:	Mouse
Isotype:	IgG1
Clonality:	Monoclonal
Immunogen:	Human recombinant protein fragment corresponding to amino acids 1766-2144 of human MTOR(NP_004949) produced in E.coli.
Formulation:	PBS (pH 7.3) containing 1% BSA, 50% glycerol.
Concentration:	0.5 mg/ml
Purification:	Purified from mouse ascites fluids or tissue culture supernatant by affinity chromatography (protein A/G)
Conjugation:	HRP
Storage:	Store at -20°C as received.
Stability:	Stable for 12 months from date of receipt.
Predicted Protein Size:	288.7 kDa
Gene Name:	mechanistic target of rapamycin
Database Link:	NP_004949 Entrez Gene 56717 Mouse Entrez Gene 56718 Rat Entrez Gene 2475 Human P42345
Synonyms:	FRAP; FRAP1; FRAP2; RAFT1; RAPT1; SKS
Protein Families:	Druggable Genome, Protein Kinase
Protein Pathways:	Acute myeloid leukemia, Adipocytokine signaling pathway, ErbB signaling pathway, Glioma, Insulin signaling pathway, mTOR signaling pathway, Pathways in cancer, Prostate cancer, Type II diabetes mellitus

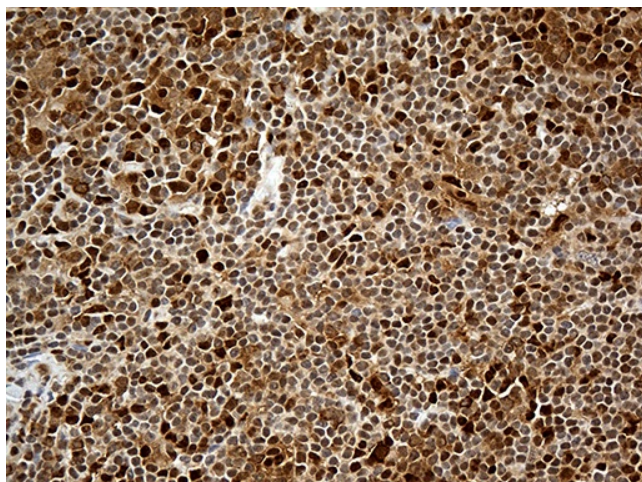


[View online »](#)

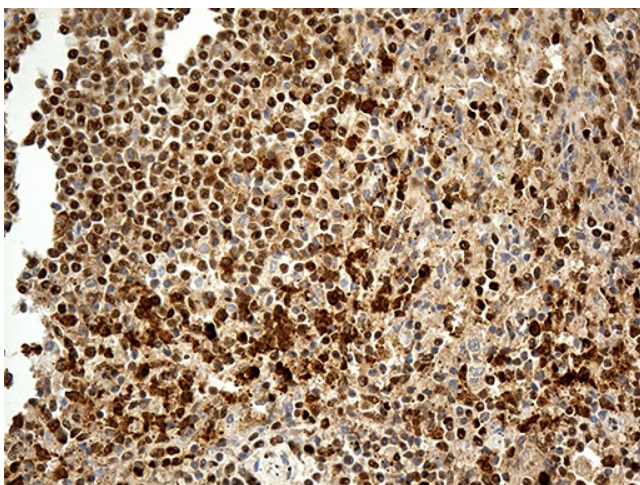
Product images:



Human recombinant protein fragment corresponding to amino acids 1766-2144 of human MTOR (NP_004949) produced in E.coli.



Immunohistochemical staining of paraffin-embedded Human lymphoma tissue using anti-MTOR mouse monoclonal antibody. (Heat-induced epitope retrieval by 1mM EDTA in 10mM Tris buffer (pH8.5) at 120°C for 3min, [TA805930]) (1:500)



Immunohistochemical staining of paraffin-embedded Human spleen tissue within the normal limits using anti-MTOR mouse monoclonal antibody. (Heat-induced epitope retrieval by 1mM EDTA in 10mM Tris buffer (pH8.5) at 120°C for 3min, [TA805930]) (1:500)