

Product datasheet for **TA805650AM**

galectin 9 (LGALS9) Mouse Monoclonal Antibody (Biotin conjugated) [Clone ID: OTI19F7]

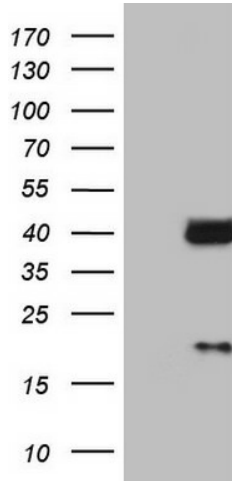
Product data:

Product Type:	Primary Antibodies
Clone Name:	OTI19F7
Applications:	IHC, WB
Recommended Dilution:	WB 1:500
Reactivity:	Human
Host:	Mouse
Isotype:	IgG1
Clonality:	Monoclonal
Immunogen:	Full length human recombinant protein of human LGALS9 (NP_002299) produced in HEK293T cell.
Formulation:	PBS (pH 7.3) containing 1% BSA, 50% glycerol and 0.02% sodium azide.
Concentration:	0.5 mg/ml
Purification:	Purified from mouse ascites fluids or tissue culture supernatant by affinity chromatography (protein A/G)
Conjugation:	Biotin
Storage:	Store at -20°C as received.
Stability:	Stable for 12 months from date of receipt.
Gene Name:	galectin 9
Database Link:	NP_002299 Entrez Gene 3965 Human O00182
Synonyms:	HUAT; LGALS9A

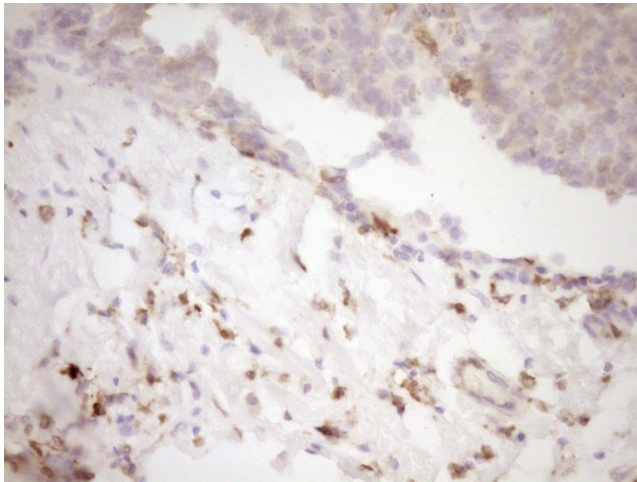


[View online »](#)

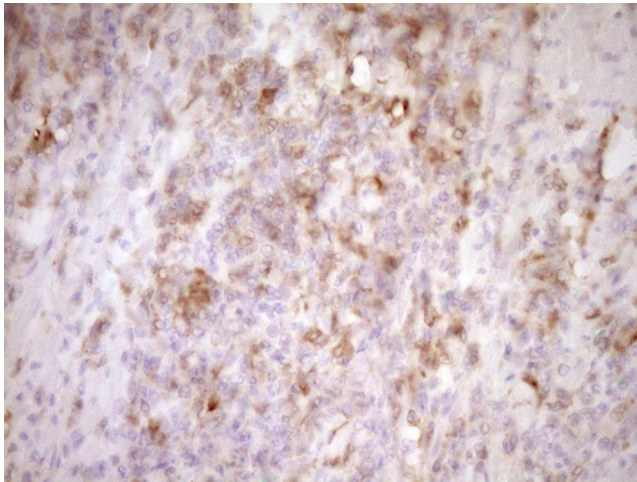
Product images:



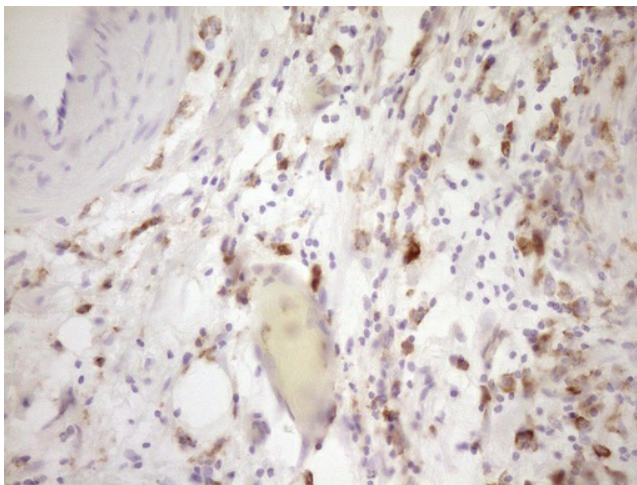
HEK293T cells were transfected with the pCMV6-ENTRY control (Left lane) or pCMV6-ENTRY LGALS9 ([RC210750], Right lane) cDNA for 48 hrs and lysed. Equivalent amounts of cell lysates (5 ug per lane) were separated by SDS-PAGE and immunoblotted with anti-LGALS9. Positive lysates [LY419406] (100ug) and [LC419406] (20ug) can be purchased separately from OriGene.



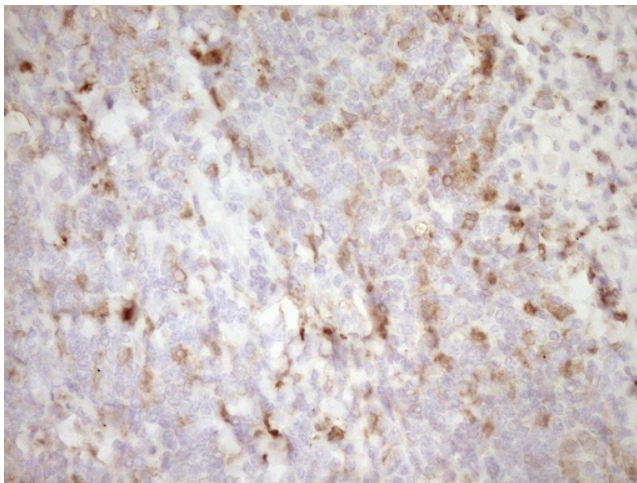
Immunohistochemical staining of paraffin-embedded Adenocarcinoma of Human breast tissue using anti-LGALS9 mouse monoclonal antibody. (Heat-induced epitope retrieval by Tris-EDTA, pH8.0, [TA805650]) Dilution: 1:150



Immunohistochemical staining of paraffin-embedded Human colon tissue within the normal limits using anti-LGALS9 mouse monoclonal antibody. (Heat-induced epitope retrieval by Tris-EDTA, pH8.0, [TA805650]) Dilution: 1:150



Immunohistochemical staining of paraffin-embedded Carcinoma of Human pancreas tissue using anti-LGALS9 mouse monoclonal antibody. (Heat-induced epitope retrieval by Tris-EDTA, pH8.0, [TA805650]) Dilution: 1:150



Immunohistochemical staining of paraffin-embedded Human tonsil within the normal limits using anti-LGALS9 mouse monoclonal antibody. (Heat-induced epitope retrieval by Tris-EDTA, pH8.0, [TA805650]) Dilution: 1:150