

Product datasheet for **TA805547M**

NUDT12 Mouse Monoclonal Antibody [Clone ID: OTI1A2]

Product data:

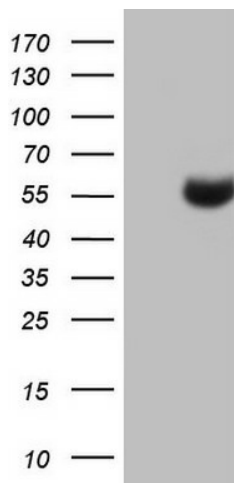
Product Type:	Primary Antibodies
Clone Name:	OTI1A2
Applications:	IHC, WB
Recommended Dilution:	WB 1:2000, IHC 1:150
Reactivity:	Human, Mouse, Rat
Host:	Mouse
Isotype:	IgG1
Clonality:	Monoclonal
Immunogen:	Human recombinant protein fragment corresponding to amino acids 1-251 of human NUDT12 (NP_113626) produced in E.coli.
Formulation:	PBS (pH 7.3) containing 1% BSA, 50% glycerol and 0.02% sodium azide.
Concentration:	1 mg/ml
Purification:	Purified from mouse ascites fluids or tissue culture supernatant by affinity chromatography (protein A/G)
Conjugation:	Unconjugated
Storage:	Store at -20°C as received.
Stability:	Stable for 12 months from date of receipt.
Predicted Protein Size:	51.9 kDa
Gene Name:	nudix hydrolase 12
Database Link:	NP_113626 Entrez Gene 83594 Human Q9BQG2
Background:	Nucleotides are involved in numerous biochemical reactions and pathways within the cell as substrates, cofactors, and effectors. Nudix hydrolases, such as NUDT12, regulate the concentrations of individual nucleotides and of nucleotide ratios in response to changing circumstances (Abdelraheim et al., 2003 [PubMed 12790796]). [supplied by OMIM, Mar 2008]
Synonyms:	DKFZp7611172



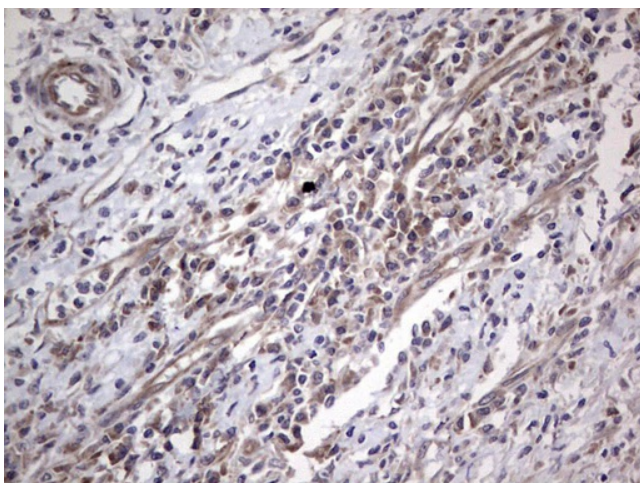
[View online »](#)

Protein Pathways: Nicotinate and nicotinamide metabolism

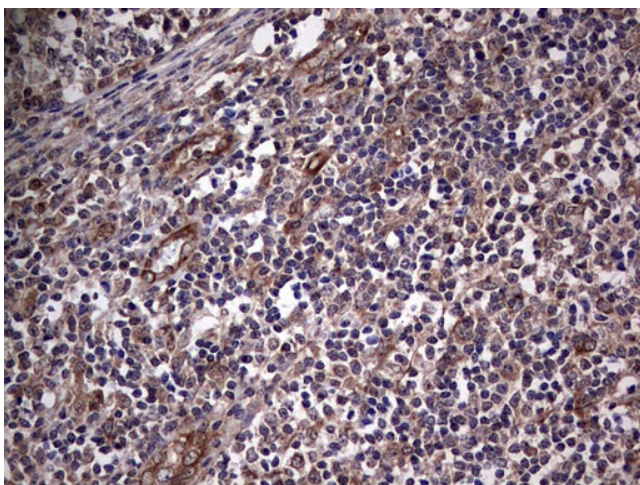
Product images:



HEK293T cells were transfected with the pCMV6-ENTRY control (Left lane) or pCMV6-ENTRY NUDT12 ([RC207724], Right lane) cDNA for 48 hrs and lysed. Equivalent amounts of cell lysates (5 ug per lane) were separated by SDS-PAGE and immunoblotted with anti-NUDT12. Positive lysates [LY410513] (100ug) and [LC410513] (20ug) can be purchased separately from OriGene.



Immunohistochemical staining of paraffin-embedded Human colon tissue within the normal limits using anti-NUDT12 mouse monoclonal antibody. Heat-induced epitope retrieval by EDTA solution buffer pH 8.0 at 120°C for 3 min.



Immunohistochemical staining of paraffin-embedded Human tonsil within the normal limits using anti-NUDT12 mouse monoclonal antibody. Heat-induced epitope retrieval by EDTA solution buffer pH 8.0 at 120°C for 3 min.