

Product datasheet for **TA804846BM**

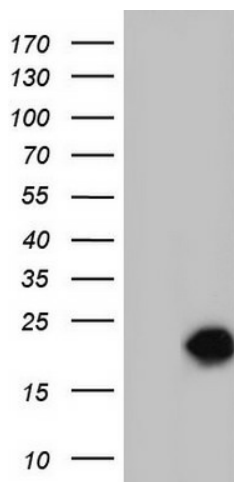
SNX12 Mouse Monoclonal Antibody (HRP conjugated) [Clone ID: OTI7B3]

Product data:

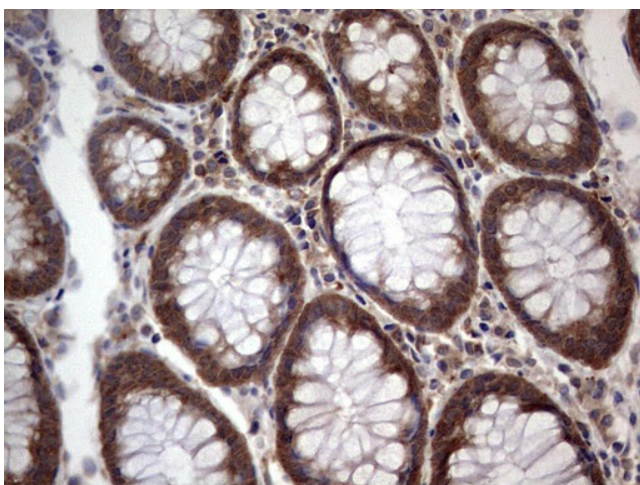
Product Type:	Primary Antibodies
Clone Name:	OTI7B3
Applications:	IHC, WB
Recommended Dilution:	WB 1:2000, IHC 1:150
Reactivity:	Human, Mouse, Rat
Host:	Mouse
Isotype:	IgG1
Clonality:	Monoclonal
Immunogen:	Full length human recombinant protein of human SNX12 (NP_037478) produced in E.coli.
Formulation:	PBS (pH 7.3) containing 1% BSA, 50% glycerol.
Concentration:	0.5 mg/ml
Purification:	Purified from mouse ascites fluids or tissue culture supernatant by affinity chromatography (protein A/G)
Conjugation:	HRP
Storage:	Store at -20°C as received.
Stability:	Stable for 12 months from date of receipt.
Predicted Protein Size:	18.7 kDa
Gene Name:	sorting nexin 12
Database Link:	NP_037478 Entrez Gene 55988 Mouse Entrez Gene 363478 Rat Entrez Gene 29934 Human Q9UMY4
Background:	This gene encodes a member of the sorting nexin family. Members of this family contain a phox (PX) domain, which is a phosphoinositide binding domain, and are involved in intracellular trafficking. This protein does not contain a coiled coil region, like some family members. A similar protein in mouse may be involved in regulating the neurite outgrowth. Alternate splicing results in multiple transcript variants. [provided by RefSeq, Jan
Synonyms:	MGC118982; MGC118983



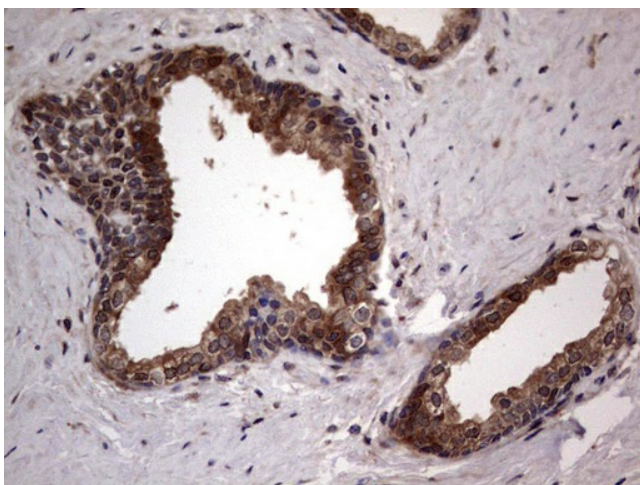
[View online »](#)

Product images:

HEK293T cells were transfected with the pCMV6-ENTRY control (Left lane) or pCMV6-ENTRY SNX12 ([RC224303], Right lane) cDNA for 48 hrs and lysed. Equivalent amounts of cell lysates (5 ug per lane) were separated by SDS-PAGE and immunoblotted with anti-SNX12. Positive lysates [LY415650] (100ug) and [LC415650] (20ug) can be purchased separately from OriGene.



Immunohistochemical staining of paraffin-embedded Human colon tissue within the normal limits using anti-SNX12 Mouse monoclonal antibody. ([TA804846]; heat-induced epitope retrieval by 1mM EDTA in 10mM Tris, pH8.5, 120°C for 3min)



Immunohistochemical staining of paraffin-embedded Carcinoma of Human prostate tissue using anti-SNX12 Mouse monoclonal antibody. (TA804846); heat-induced epitope retrieval by 1mM EDTA in 10mM Tris, pH8.5, 120°C for 3min)