

## Product datasheet for **TA804739S**


### **MOX1 (MEOX1) Mouse Monoclonal Antibody [Clone ID: OTI5B11]**

#### **Product data:**

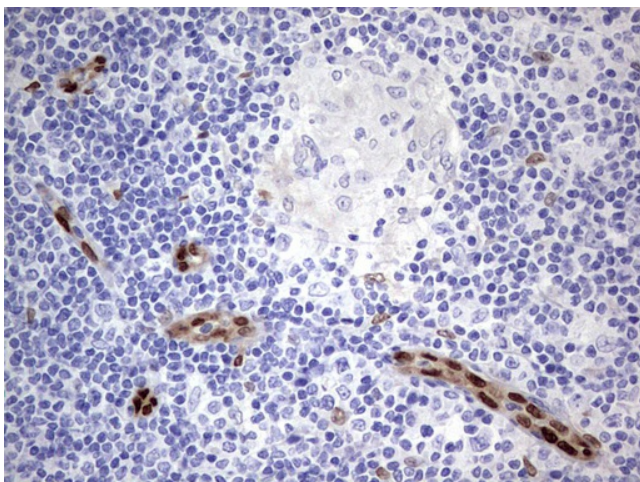
<b>Product Type:</b>	Primary Antibodies
<b>Clone Name:</b>	OTI5B11
<b>Applications:</b>	IHC, WB
<b>Recommended Dilution:</b>	WB 1:2000, IHC 1:150
<b>Reactivity:</b>	Human
<b>Host:</b>	Mouse
<b>Isotype:</b>	IgG1
<b>Clonality:</b>	Monoclonal
<b>Immunogen:</b>	Full length human recombinant protein of human MEOX1 (NP_004518) produced in E.coli.
<b>Formulation:</b>	PBS (pH 7.3) containing 1% BSA, 50% glycerol and 0.02% sodium azide.
<b>Concentration:</b>	1 mg/ml
<b>Purification:</b>	Purified from mouse ascites fluids or tissue culture supernatant by affinity chromatography (protein A/G)
<b>Conjugation:</b>	Unconjugated
<b>Storage:</b>	Store at -20°C as received.
<b>Stability:</b>	Stable for 12 months from date of receipt.
<b>Predicted Protein Size:</b>	27.8 kDa
<b>Gene Name:</b>	mesenchyme homeobox 1
<b>Database Link:</b>	<a href="#">NP_004518</a> <a href="#">Entrez Gene 4222 Human P50221</a>
<b>Background:</b>	This gene encodes a member of a subfamily of non-clustered, diverged, antennapedia-like homeobox-containing genes. The encoded protein may play a role in the molecular signaling network regulating somite development. Alternatively spliced transcript variants encoding different isoforms have been described. [provided by RefSeq, Jul 2008]
<b>Synonyms:</b>	KFS2; MOX1
<b>Protein Families:</b>	Transcription Factors



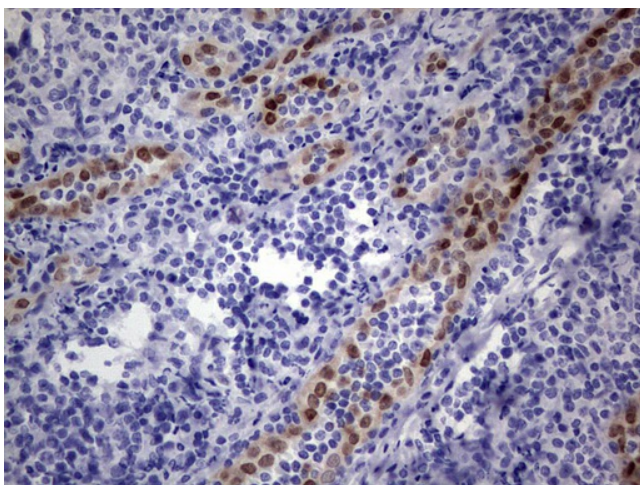
[View online »](#)

**Product images:**

HEK293T cells were transfected with the pCMV6-ENTRY control (Left lane) or pCMV6-ENTRY MEOX1 (RC210106), Right lane) cDNA for 48 hrs and lysed. Equivalent amounts of cell lysates (5 ug per lane) were separated by SDS-PAGE and immunoblotted with anti-MEOX1. Positive lysates [LY417902] (100ug) and [LC417902] (20ug) can be purchased separately from OriGene.



Immunohistochemical staining of paraffin-embedded Human lymph node tissue within the normal limits using anti-MEOX1 Mouse monoclonal antibody. ([TA804739]; heat-induced epitope retrieval by 1mM EDTA in 10mM Tris, pH8.5, 120°C for 3min)



Immunohistochemical staining of paraffin-embedded Human tonsil within the normal limits using anti-MEOX1 Mouse monoclonal antibody. ([TA804739]; heat-induced epitope retrieval by 1mM EDTA in 10mM Tris, pH8.5, 120°C for 3min)