

Product datasheet for **TA804664AM**

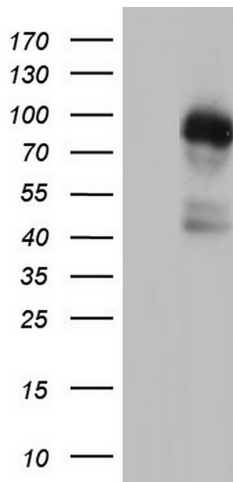
MDM2 Mouse Monoclonal Antibody (Biotin conjugated) [Clone ID: OTI7F7]

Product data:

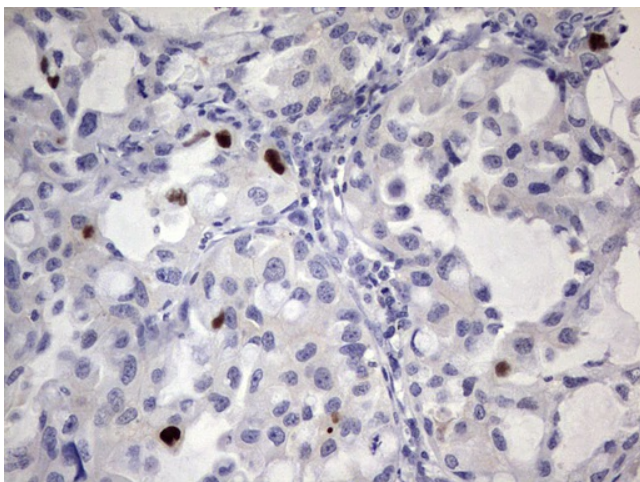
Product Type:	Primary Antibodies
Clone Name:	OTI7F7
Applications:	IHC, WB
Recommended Dilution:	WB 1:2000, IHC 1:150
Reactivity:	Human
Host:	Mouse
Isotype:	IgG1
Clonality:	Monoclonal
Immunogen:	Human recombinant protein fragment corresponding to amino acids 119-438 of human MDM2 (NP_002383) produced in E.coli.
Formulation:	PBS (pH 7.3) containing 1% BSA, 50% glycerol and 0.02% sodium azide.
Concentration:	0.5 mg/ml
Purification:	Purified from mouse ascites fluids or tissue culture supernatant by affinity chromatography (protein A/G)
Conjugation:	Biotin
Storage:	Store at -20°C as received.
Stability:	Stable for 12 months from date of receipt.
Predicted Protein Size:	55.8 kDa
Gene Name:	MDM2 proto-oncogene
Database Link:	NP_002383 Entrez Gene 4193 Human Q00987
Synonyms:	ACTFS; hdm2; HDMX
Protein Families:	Druggable Genome, Transcription Factors
Protein Pathways:	Bladder cancer, Cell cycle, Chronic myeloid leukemia, Endocytosis, Glioma, Melanoma, p53 signaling pathway, Pathways in cancer, Prostate cancer, Ubiquitin mediated proteolysis



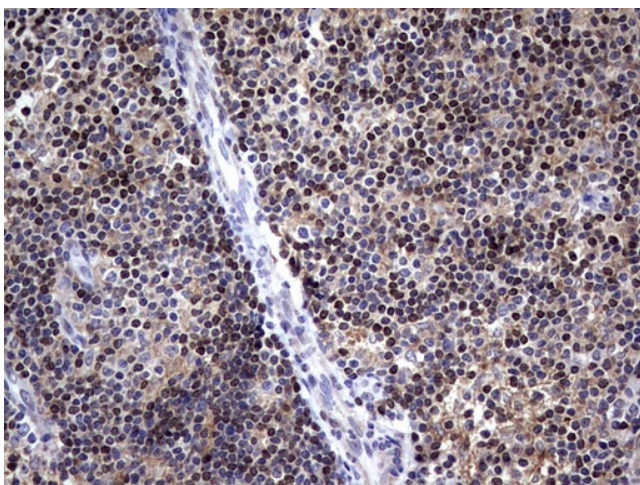
[View online »](#)

Product images:


HEK293T cells were transfected with the pCMV6-ENTRY control (Left lane) or pCMV6-ENTRY MDM2 ([RC219518], Right lane) cDNA for 48 hrs and lysed. Equivalent amounts of cell lysates (5 ug per lane) were separated by SDS-PAGE and immunoblotted with anti-MDM2. Positive lysates [LY400855] (100ug) and [LC400855] (20ug) can be purchased separately from OriGene.



Immunohistochemical staining of paraffin-embedded Carcinoma of Human lung tissue using anti-MDM2 mouse monoclonal antibody. (Heat-induced epitope retrieval by 1mM EDTA in 10mM Tris, pH8.5, 120°C for 3min, [TA804664])



Immunohistochemical staining of paraffin-embedded Human tonsil within the normal limits using anti-MDM2 mouse monoclonal antibody. (Heat-induced epitope retrieval by 1mM EDTA in 10mM Tris, pH8.5, 120°C for 3min, [TA804664])