

Product datasheet for **TA804639**


SNX12 Mouse Monoclonal Antibody [Clone ID: OTI1B10]

Product data:

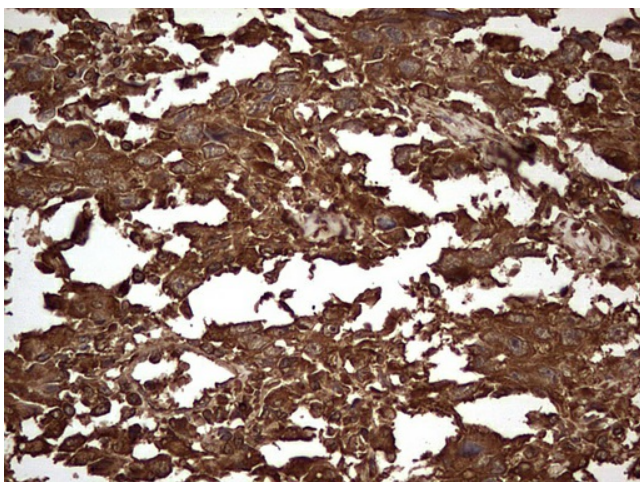
Product Type:	Primary Antibodies
Clone Name:	OTI1B10
Applications:	IHC, WB
Recommended Dilution:	WB 1:2000, IHC 1:150
Reactivity:	Human, Mouse, Rat
Host:	Mouse
Isotype:	IgG1
Clonality:	Monoclonal
Immunogen:	Full length human recombinant protein of human SNX12 (NP_037478) produced in E.coli.
Formulation:	PBS (pH 7.3) containing 1% BSA, 50% glycerol and 0.02% sodium azide.
Concentration:	1 mg/ml
Purification:	Purified from mouse ascites fluids or tissue culture supernatant by affinity chromatography (protein A/G)
Conjugation:	Unconjugated
Storage:	Store at -20°C as received.
Stability:	Stable for 12 months from date of receipt.
Predicted Protein Size:	18.7 kDa
Gene Name:	sorting nexin 12
Database Link:	NP_037478 Entrez Gene 55988 Mouse Entrez Gene 363478 Rat Entrez Gene 29934 Human Q9UMY4
Synonyms:	MGC118982; MGC118983



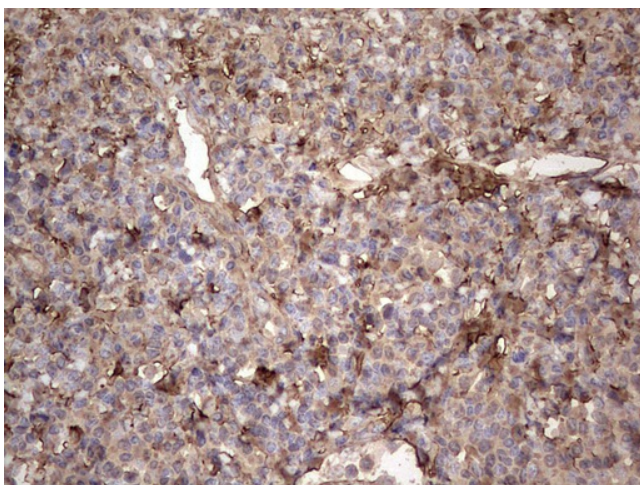
[View online »](#)

Product images:

HEK293T cells were transfected with the pCMV6-ENTRY control (Left lane) or pCMV6-ENTRY SNX12 ([RC224303], Right lane) cDNA for 48 hrs and lysed. Equivalent amounts of cell lysates (5 ug per lane) were separated by SDS-PAGE and immunoblotted with anti-SNX12. Positive lysates [LY415650] (100ug) and [LC415650] (20ug) can be purchased separately from OriGene.



Immunohistochemical staining of paraffin-embedded Adenocarcinoma of Human ovary tissue using anti-SNX12 mouse monoclonal antibody. (Heat-induced epitope retrieval by 1mM EDTA in 10mM Tris, pH8.5, 120°C for 3min, TA804639)



Immunohistochemical staining of paraffin-embedded Human tonsil within the normal limits using anti-SNX12 mouse monoclonal antibody. (Heat-induced epitope retrieval by 1mM EDTA in 10mM Tris, pH8.5, 120°C for 3min, TA804639)