

Product datasheet for **TA804362S**

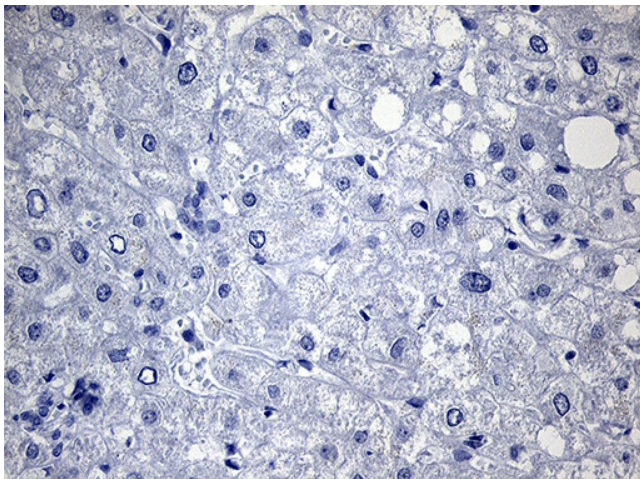
Thyroglobulin (TG) Mouse Monoclonal Antibody [Clone ID: OTI2B9]

Product data:

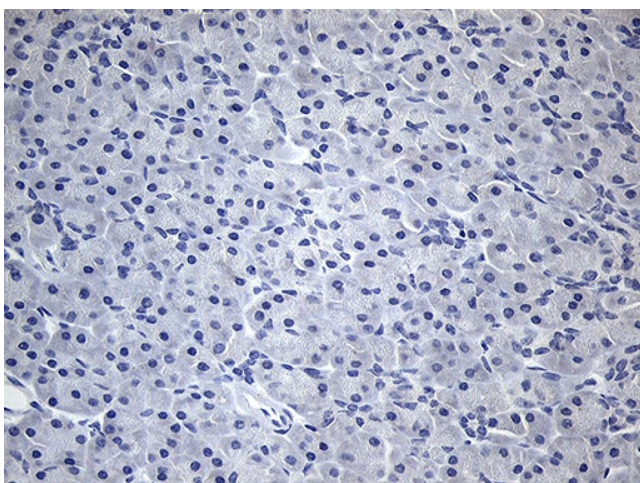
Product Type:	Primary Antibodies
Clone Name:	OTI2B9
Applications:	IHC
Recommended Dilution:	IHC 1:2000
Reactivity:	Human
Host:	Mouse
Isotype:	IgG1
Clonality:	Monoclonal
Immunogen:	Human recombinant protein fragment corresponding to amino acids 20-358 of human TG (NP_003226) produced in E.coli.
Formulation:	PBS (pH 7.3) containing 1% BSA, 50% glycerol and 0.02% sodium azide.
Concentration:	1 mg/ml
Purification:	Purified from mouse ascites fluids or tissue culture supernatant by affinity chromatography (protein A/G)
Conjugation:	Unconjugated
Storage:	Store at -20°C as received.
Stability:	Stable for 12 months from date of receipt.
Gene Name:	thyroglobulin
Database Link:	NP_003226 Entrez Gene 7038 Human P01266
Synonyms:	AITD3; TGN
Protein Families:	Druggable Genome
Protein Pathways:	Autoimmune thyroid disease



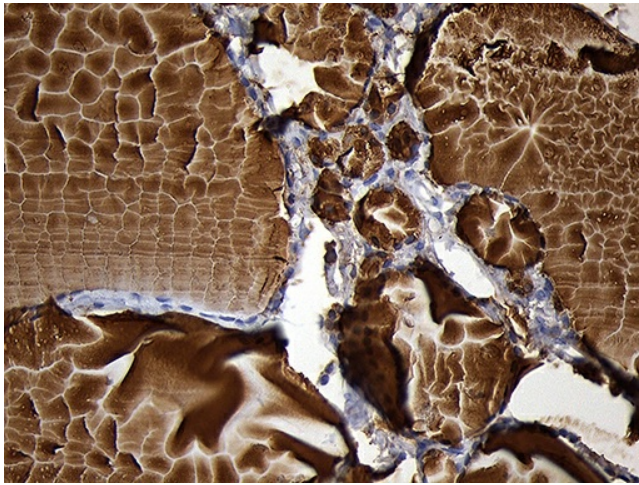
[View online »](#)

Product images:

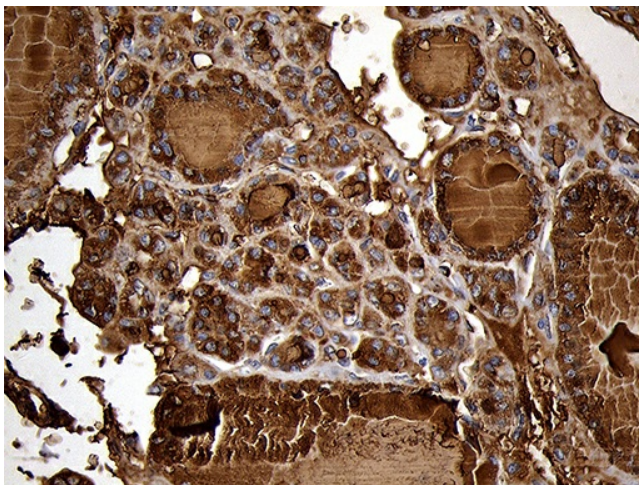
Immunohistochemical staining of paraffin-embedded Human liver tissue within the normal limits using anti-TG mouse monoclonal antibody. This figure shows negative staining. (Heat-induced epitope retrieval by 1mM EDTA in 10mM Tris buffer (pH8.5) at 120°C for 3min, [TA804362]) (1:2000)



Immunohistochemical staining of paraffin-embedded Human pancreas tissue within the normal limits using anti-TG mouse monoclonal antibody. This figure shows negative staining. (Heat-induced epitope retrieval by 1mM EDTA in 10mM Tris buffer (pH8.5) at 120°C for 3min, [TA804362]) (1:2000)



Immunohistochemical staining of paraffin-embedded Human thyroid tissue within the normal limits using anti-TG mouse monoclonal antibody. (Heat-induced epitope retrieval by 1mM EDTA in 10mM Tris buffer (pH8.5) at 120°C for 3min, [TA804362]) (1:2000)



Immunohistochemical staining of paraffin-embedded Carcinoma of Human thyroid tissue using anti-TG mouse monoclonal antibody. (Heat-induced epitope retrieval by 1mM EDTA in 10mM Tris buffer (pH8.5) at 120°C for 3min, [TA804362]) (1:2000)