

Product datasheet for **TA804025S**

CD30 (TNFRSF8) Mouse Monoclonal Antibody [Clone ID: OTI8D7]

Product data:

Product Type:	Primary Antibodies
Clone Name:	OTI8D7
Applications:	FC
Recommended Dilution:	FLOW 1:100
Reactivity:	Human
Host:	Mouse
Isotype:	IgG1
Clonality:	Monoclonal
Immunogen:	Human recombinant protein fragment corresponding to amino acids 19-379 of human TNFRSF8 (NP_001234) produced in E.coli.
Formulation:	PBS (pH 7.3) containing 1% BSA, 50% glycerol and 0.02% sodium azide.
Concentration:	1 mg/ml
Purification:	Purified from mouse ascites fluids or tissue culture supernatant by affinity chromatography (protein A/G)
Conjugation:	Unconjugated
Storage:	Store at -20°C as received.
Stability:	Stable for 12 months from date of receipt.
Predicted Protein Size:	61.9 kDa
Gene Name:	tumor necrosis factor receptor superfamily member 8
Database Link:	NP_001234 Entrez Gene 943 Human P28908



[View online »](#)

Background:

The protein encoded by this gene is a member of the TNF-receptor superfamily. This receptor is expressed by activated, but not by resting, T and B cells. TRAF2 and TRAF5 can interact with this receptor, and mediate the signal transduction that leads to the activation of NF-kappaB. This receptor is a positive regulator of apoptosis, and also has been shown to limit the proliferative potential of autoreactive CD8 effector T cells and protect the body against autoimmunity. Two alternatively spliced transcript variants of this gene encoding distinct isoforms have been reported. [provided by RefSeq, Jul 2008]

Synonyms:

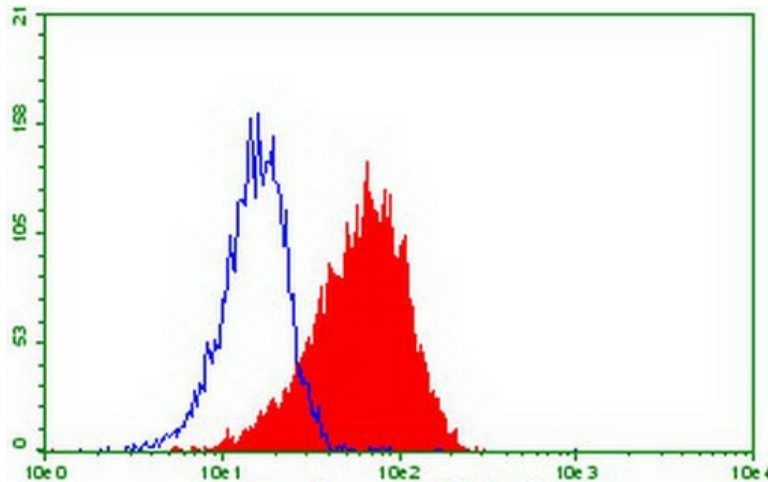
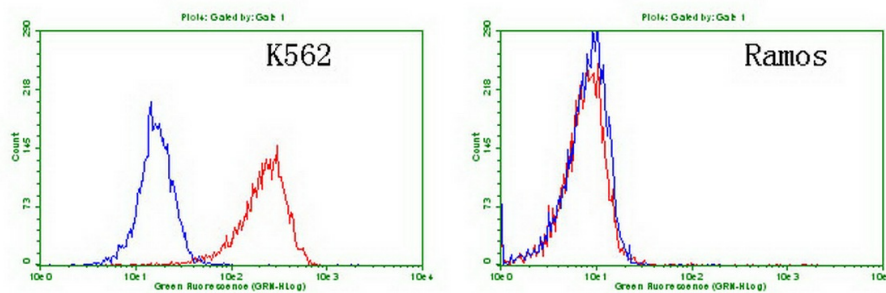
CD30; D1S166E; Ki-1

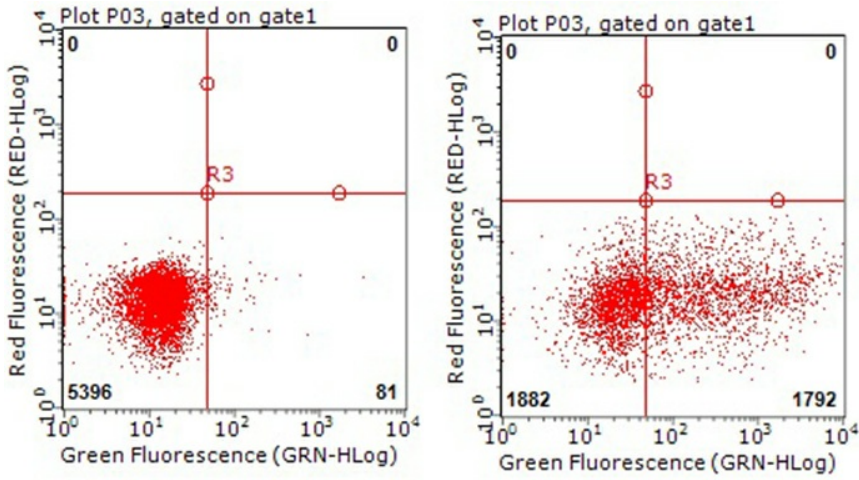
Protein Families:

Druggable Genome, ES Cell Differentiation/IPS, Stem cell - Pluripotency, Transmembrane

Protein Pathways:

Cytokine-cytokine receptor interaction

Product images:



Flow cytometric analysis of TNFRSF8 expression on stimulated human peripheral blood mononuclear cells (PBMC). Unstimulated PBMC (Left) or 10ug/ml Phytohemagglutinin and 100U/ml IL-2-stimulated (3 days) PBMC (Right) were stained with Anti-Human TNFRSF8 antibody ([TA804025]) (1:100).