

## Product datasheet for **TA803718AM**

### TACC2 Mouse Monoclonal Antibody (Biotin conjugated) [Clone ID: OTI3C4]


#### Product data:

Product Type:	Primary Antibodies
Clone Name:	OTI3C4
Applications:	IHC, WB
Recommended Dilution:	WB 1:500, IHC 1:150
Reactivity:	Human
Host:	Mouse
Isotype:	IgG1
Clonality:	Monoclonal
Immunogen:	Human recombinant protein fragment corresponding to amino acids 727-1026 of human TACC2 (NP_008928) produced in E.coli.
Formulation:	PBS (pH 7.3) containing 1% BSA, 50% glycerol and 0.02% sodium azide.
Concentration:	0.5 mg/ml
Purification:	Purified from mouse ascites fluids or tissue culture supernatant by affinity chromatography (protein A/G)
Conjugation:	Biotin
Storage:	Store at -20°C as received.
Stability:	Stable for 12 months from date of receipt.
Gene Name:	transforming acidic coiled-coil containing protein 2
Database Link:	<a href="#">NP_008928</a> <a href="#">Entrez Gene 10579 Human</a> <a href="#">O95359</a>
Synonyms:	AZU-1; ECTACC

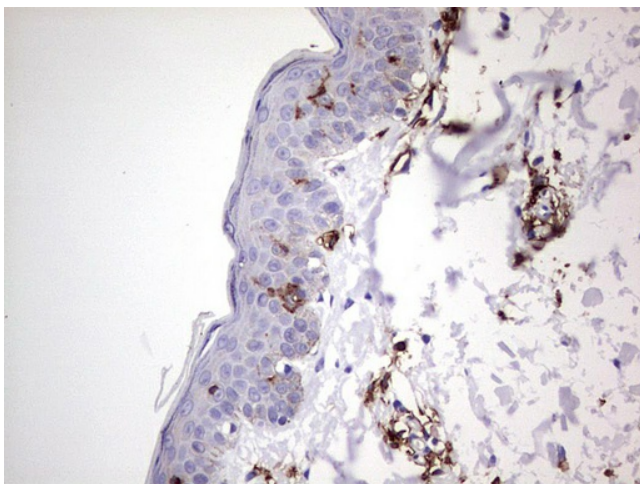


[View online »](#)

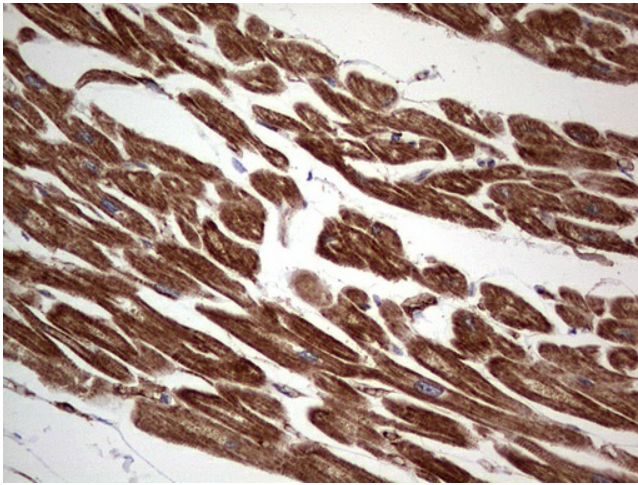
## Product images:



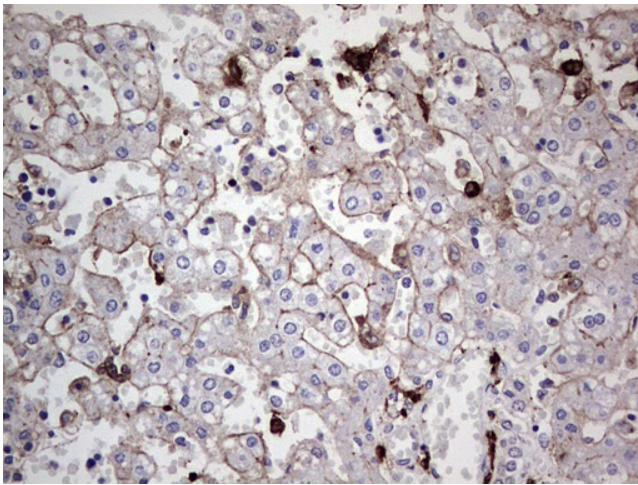
Human recombinant protein fragment corresponding to amino acids 727-1026 of human TACC2 (NP\_008928) produced in E.coli.



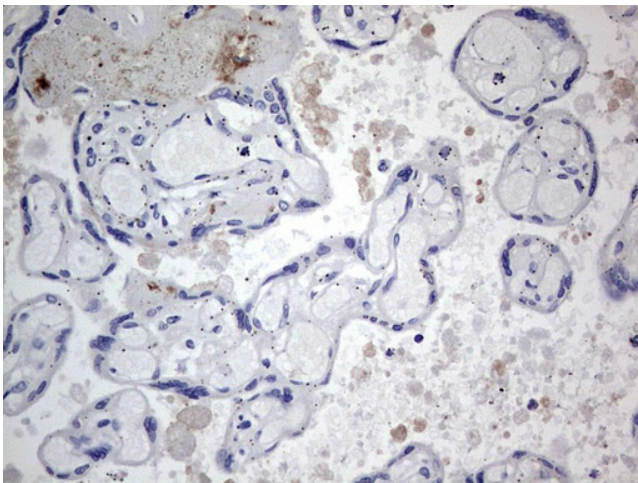
Immunohistochemical staining of paraffin-embedded Human skin tissue using anti-TACC2 mouse monoclonal antibody. (Heat-induced epitope retrieval by 1mM EDTA in 10mM Tris, pH8.5, 120°C for 3min, [TA803718])



Immunohistochemical staining of paraffin-embedded Human adult heart tissue using anti-TACC2 mouse monoclonal antibody. (Heat-induced epitope retrieval by 1mM EDTA in 10mM Tris, pH8.5, 120°C for 3min, [TA803718])



Immunohistochemical staining of paraffin-embedded Human embryonic liver tissue using anti-TACC2 mouse monoclonal antibody. (Heat-induced epitope retrieval by 1mM EDTA in 10mM Tris, pH8.5, 120°C for 3min, [TA803718])



Immunohistochemical staining of paraffin-embedded Human placenta tissue using anti-TACC2 mouse monoclonal antibody. (Heat-induced epitope retrieval by 1mM EDTA in 10mM Tris, pH8.5, 120°C for 3min, [TA803718])