

Product datasheet for **TA803718**


TACC2 Mouse Monoclonal Antibody [Clone ID: OTI3C4]

Product data:

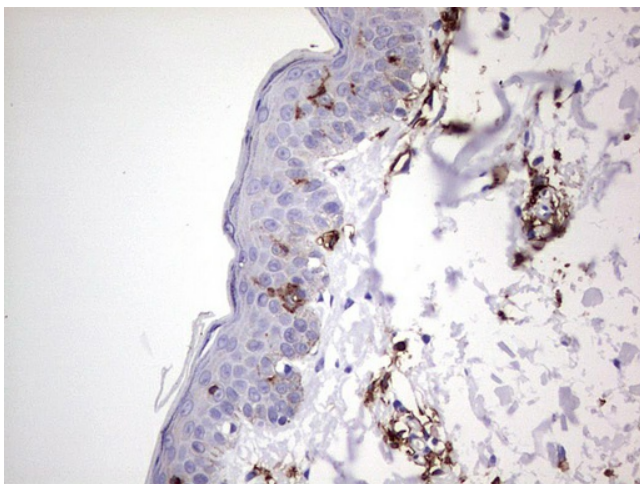
| | |
|-----------------------|-------------------------------------------------------------------------------------------------------------------------|
| Product Type: | Primary Antibodies |
| Clone Name: | OTI3C4 |
| Applications: | IHC, WB |
| Recommended Dilution: | WB 1:500, IHC 1:150 |
| Reactivity: | Human |
| Host: | Mouse |
| Isotype: | IgG1 |
| Clonality: | Monoclonal |
| Immunogen: | Human recombinant protein fragment corresponding to amino acids 727-1026 of human TACC2 (NP_008928) produced in E.coli. |
| Formulation: | PBS (pH 7.3) containing 1% BSA, 50% glycerol and 0.02% sodium azide. |
| Concentration: | 1 mg/ml |
| Purification: | Purified from mouse ascites fluids or tissue culture supernatant by affinity chromatography (protein A/G) |
| Conjugation: | Unconjugated |
| Storage: | Store at -20°C as received. |
| Stability: | Stable for 12 months from date of receipt. |
| Gene Name: | transforming acidic coiled-coil containing protein 2 |
| Database Link: | NP_008928 Entrez Gene 10579 Human O95359 |
| Synonyms: | AZU-1; ECTACC |



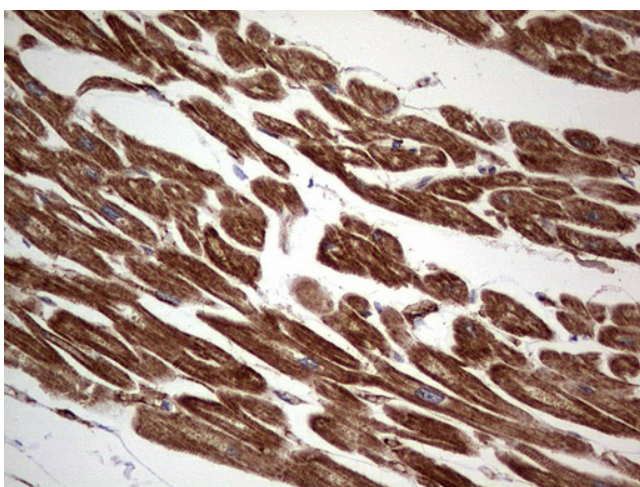
[View online »](#)

Product images:

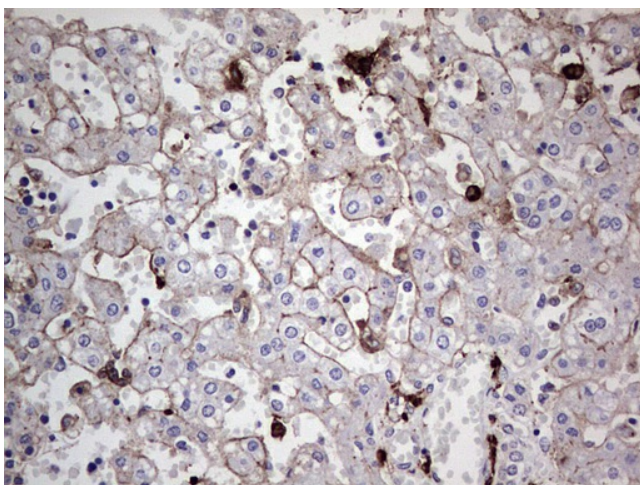
Human recombinant protein fragment corresponding to amino acids 727-1026 of human TACC2 (NP_008928) produced in E.coli.



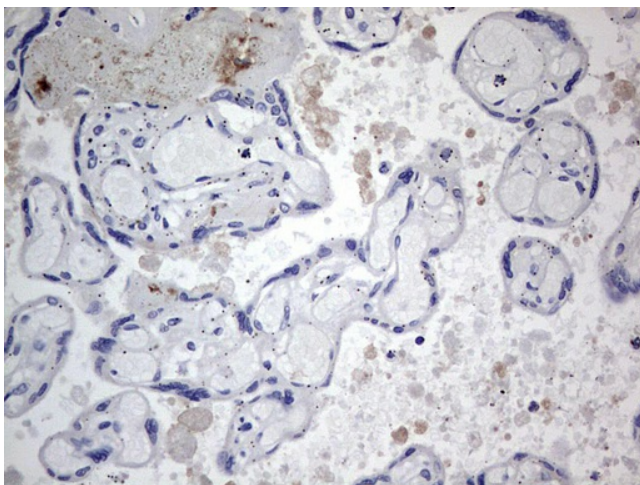
Immunohistochemical staining of paraffin-embedded Human skin tissue using anti-TACC2 mouse monoclonal antibody. (Heat-induced epitope retrieval by 1mM EDTA in 10mM Tris, pH8.5, 120°C for 3min, TA803718)



Immunohistochemical staining of paraffin-embedded Human adult heart tissue using anti-TACC2 mouse monoclonal antibody. (Heat-induced epitope retrieval by 1mM EDTA in 10mM Tris, pH8.5, 120°C for 3min, TA803718)



Immunohistochemical staining of paraffin-embedded Human embryonic liver tissue using anti-TACC2 mouse monoclonal antibody. (Heat-induced epitope retrieval by 1mM EDTA in 10mM Tris, pH8.5, 120°C for 3min, TA803718)



Immunohistochemical staining of paraffin-embedded Human placenta tissue using anti-TACC2 mouse monoclonal antibody. (Heat-induced epitope retrieval by 1mM EDTA in 10mM Tris, pH8.5, 120°C for 3min, TA803718)