

## Product datasheet for **TA803657M**

### **ABCD1 Mouse Monoclonal Antibody [Clone ID: OTI5G6]**

#### **Product data:**

|                         |  |
|-------------------------|--|
| Product Type:           | Primary Antibodies   |
| Clone Name:             | OTI5G6   |
| Applications:           | IHC, WB  |
| Recommended Dilution:   | WB 1:2000, IHC 1:100   |
| Reactivity:             | Human, Mouse, Rat  |
| Host:                   | Mouse  |
| Isotype:                | IgG2a  |
| Clonality:              | Monoclonal   |
| Immunogen:              | Human recombinant protein fragment corresponding to amino acids 508-745 of human ABCD1 (NP_000024) produced in E.coli. |
| Formulation:            | PBS (pH 7.3) containing 1% BSA, 50% glycerol and 0.02% sodium azide.   |
| Concentration:          | 1 mg/ml  |
| Purification:           | Purified from mouse ascites fluids or tissue culture supernatant by affinity chromatography (protein A/G)              |
| Conjugation:            | Unconjugated   |
| Storage:                | Store at -20°C as received.  |
| Stability:              | Stable for 12 months from date of receipt.   |
| Predicted Protein Size: | 82.8 kDa   |
| Gene Name:              | ATP binding cassette subfamily D member 1  |
| Database Link:          | <a href="#">NP_000024</a><br><a href="#">Entrez Gene 215 Human</a><br><a href="#">P33897</a>                           |

[View online »](#)

**Background:**

The protein encoded by this gene is a member of the superfamily of ATP-binding cassette (ABC) transporters. ABC proteins transport various molecules across extra- and intra-cellular membranes. ABC genes are divided into seven distinct subfamilies (ABC1, MDR/TAP, MRP, ALD, OABP, GCN20, White). This protein is a member of the ALD subfamily, which is involved in peroxisomal import of fatty acids and/or fatty acyl-CoAs in the organelle. All known peroxisomal ABC transporters are half transporters which require a partner half transporter molecule to form a functional homodimeric or heterodimeric transporter. This peroxisomal membrane protein is likely involved in the peroxisomal transport or catabolism of very long chain fatty acids. Defects in this gene have been identified as the underlying cause of adrenoleukodystrophy, an X-chromosome recessively inherited demyelinating disorder of the nervous system. [provided by RefSeq, Jul 2008]

**Synonyms:**

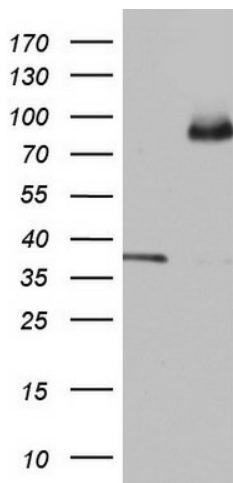
ABC42; ALD; ALDP; AMN

**Protein Families:**

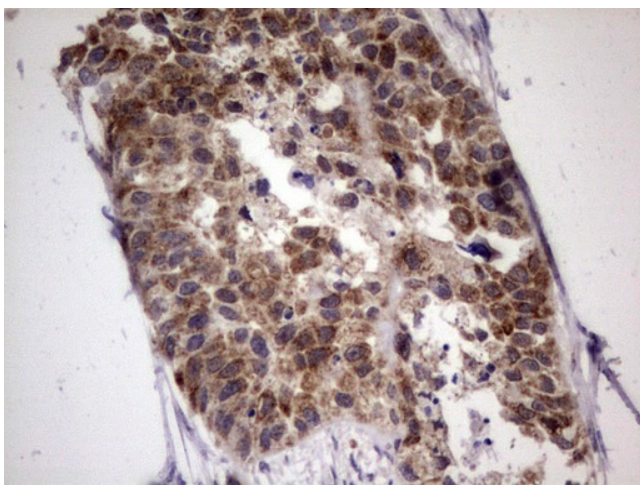
Druggable Genome

**Protein Pathways:**

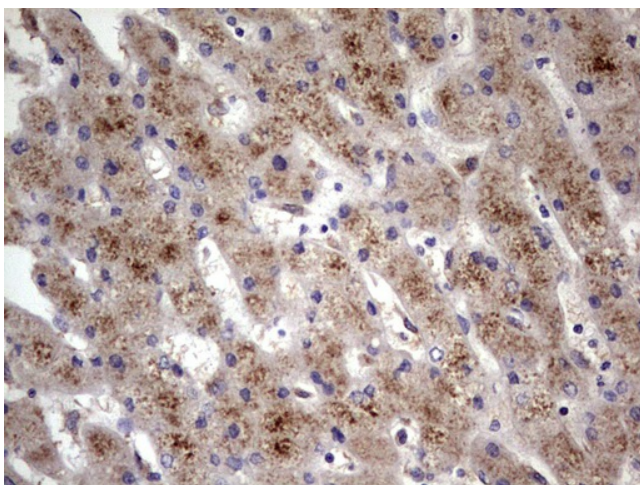
ABC transporters

**Product images:**


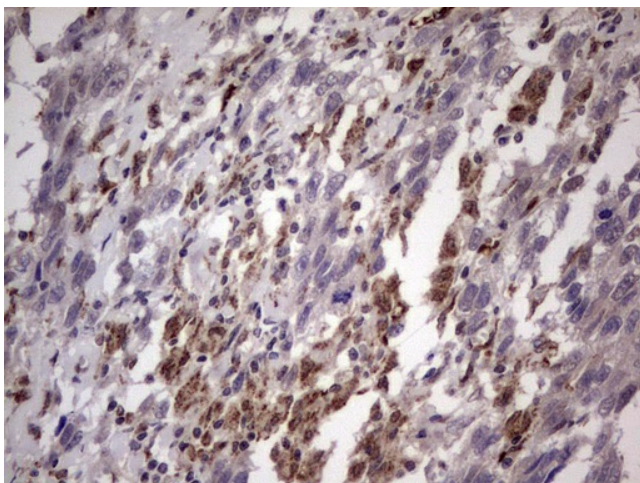
HEK293T cells were transfected with the pCMV6-ENTRY control (Left lane) or pCMV6-ENTRY ABCD1 ([RC206885], Right lane) cDNA for 48 hrs and lysed. Equivalent amounts of cell lysates (5 ug per lane) were separated by SDS-PAGE and immunoblotted with anti-ABCD1. Positive lysates [LY424967] (100ug) and [LC424967] (20ug) can be purchased separately from OriGene.



Immunohistochemical staining of paraffin-embedded Carcinoma of Human kidney tissue using anti-ABCD1 mouse monoclonal antibody. Heat-induced epitope retrieval by EDTA solution buffer pH 8.0 at 120°C for 3 min.



Immunohistochemical staining of paraffin-embedded Human liver tissue within the normal limits using anti-ABCD1 mouse monoclonal antibody. Heat-induced epitope retrieval by EDTA solution buffer pH 8.0 at 120°C for 3 min.



Immunohistochemical staining of paraffin-embedded Adenocarcinoma of Human ovary tissue using anti-ABCD1 mouse monoclonal antibody. Heat-induced epitope retrieval by EDTA solution buffer pH 8.0 at 120°C for 3 min.