

Product datasheet for **TA803413AM**

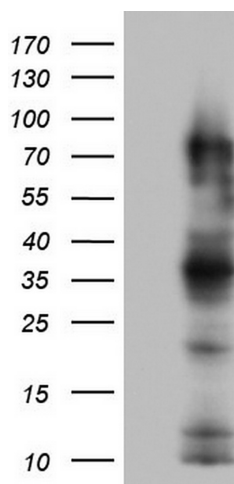
CEACAM5 Mouse Monoclonal Antibody (Biotin conjugated) [Clone ID: OTI1D4]

Product data:

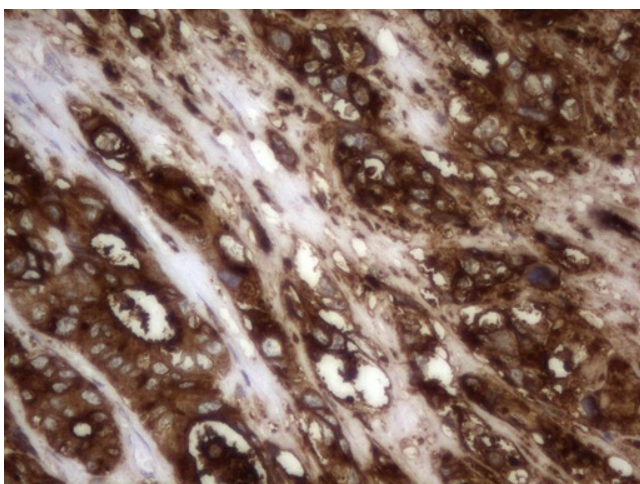
Product Type:	Primary Antibodies
Clone Name:	OTI1D4
Applications:	IHC, WB
Recommended Dilution:	WB 1:2000, IHC 1:150
Reactivity:	Human
Host:	Mouse
Isotype:	IgG2b
Clonality:	Monoclonal
Immunogen:	Human recombinant protein fragment corresponding to amino acids 35-680 of human CEACAM5 (NP_004354) produced in SF9 cell.
Formulation:	PBS (pH 7.3) containing 1% BSA, 50% glycerol and 0.02% sodium azide.
Concentration:	0.5 mg/ml
Purification:	Purified from mouse ascites fluids or tissue culture supernatant by affinity chromatography (protein A/G)
Conjugation:	Biotin
Storage:	Store at -20°C as received.
Stability:	Stable for 12 months from date of receipt.
Gene Name:	carcinoembryonic antigen related cell adhesion molecule 5
Database Link:	NP_004354 Entrez Gene 1048 Human P06731
Synonyms:	CD66e; CEA



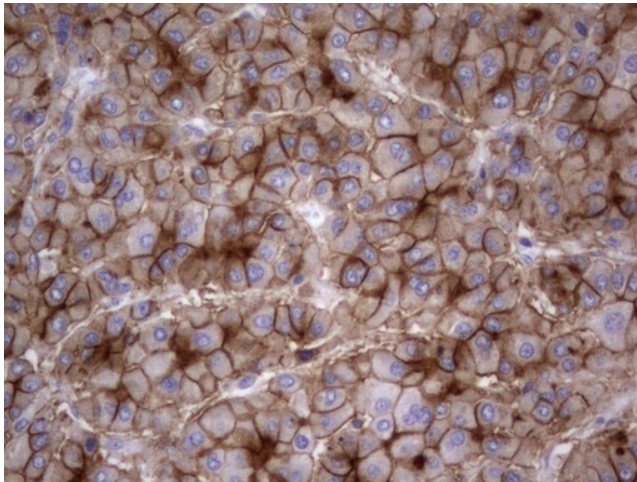
[View online »](#)

Product images:


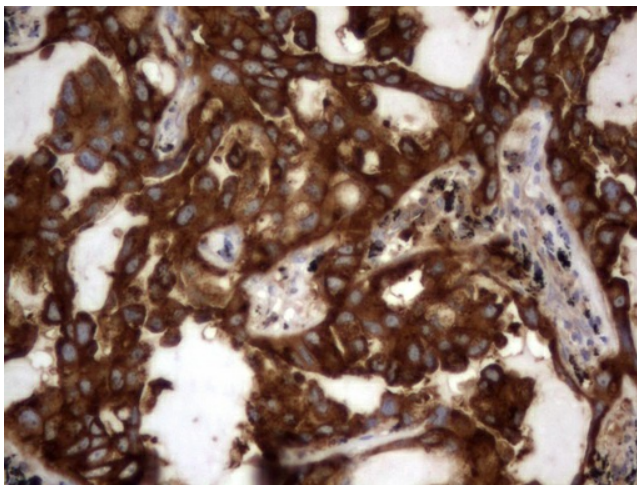
HEK293T cells were transfected with the pCMV6-ENTRY control (Left lane) or pCMV6-ENTRY CEACAM5 ([RC206434], Right lane) cDNA for 48 hrs and lysed. Equivalent amounts of cell lysates (5 ug per lane) were separated by SDS-PAGE and immunoblotted with anti-CEACAM5.



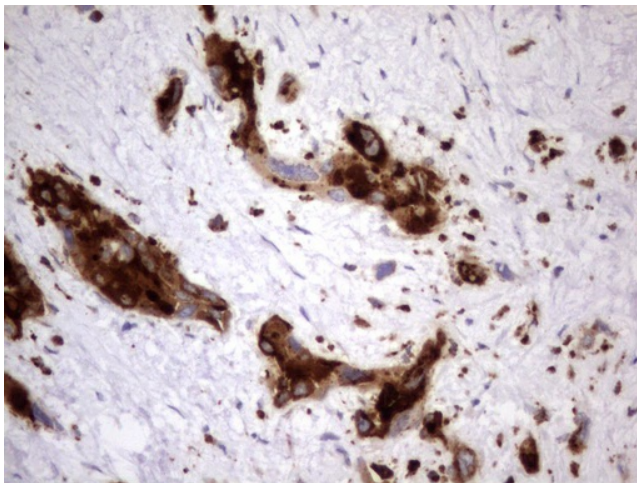
Immunohistochemical staining of paraffin-embedded Adenocarcinoma of Human colon tissue using anti-CEACAM5 mouse monoclonal antibody. (Heat-induced epitope retrieval by 1mM EDTA in 10mM Tris, pH8.5, 120°C for 3min, [TA803413])



Immunohistochemical staining of paraffin-embedded Carcinoma of Human liver tissue using anti-CEACAM5 mouse monoclonal antibody. (Heat-induced epitope retrieval by 1mM EDTA in 10mM Tris, pH8.5, 120°C for 3min, [TA803413])



Immunohistochemical staining of paraffin-embedded Carcinoma of Human lung tissue using anti-CEACAM5 mouse monoclonal antibody. (Heat-induced epitope retrieval by 1mM EDTA in 10mM Tris, pH8.5, 120°C for 3min, [TA803413])



Immunohistochemical staining of paraffin-embedded Carcinoma of Human pancreas tissue using anti-CEACAM5 mouse monoclonal antibody. (Heat-induced epitope retrieval by 1mM EDTA in 10mM Tris, pH8.5, 120°C for 3min, [TA803413])