

Product datasheet for **TA803237AM**

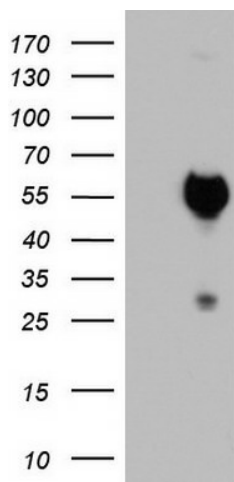
SAP30BP Mouse Monoclonal Antibody (Biotin conjugated) [Clone ID: OTI4H1]

Product data:

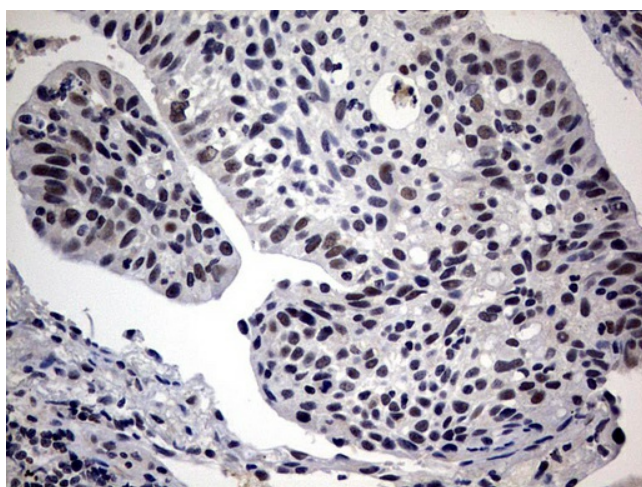
| | |
|-------------------------|---|
| Product Type: | Primary Antibodies |
| Clone Name: | OTI4H1 |
| Applications: | IHC, WB |
| Recommended Dilution: | WB 1:2000, IHC 1:150 |
| Reactivity: | Human, Mouse, Rat |
| Host: | Mouse |
| Isotype: | IgG1 |
| Clonality: | Monoclonal |
| Immunogen: | Human recombinant protein fragment corresponding to amino acids 1-260 of human SAP30BP (NP_037392) produced in E.coli. |
| Formulation: | PBS (pH 7.3) containing 1% BSA, 50% glycerol and 0.02% sodium azide. |
| Concentration: | 0.5 mg/ml |
| Purification: | Purified from mouse ascites fluids or tissue culture supernatant by affinity chromatography (protein A/G) |
| Conjugation: | Biotin |
| Storage: | Store at -20°C as received. |
| Stability: | Stable for 12 months from date of receipt. |
| Predicted Protein Size: | 33.7 kDa |
| Gene Name: | SAP30 binding protein |
| Database Link: | NP_037392 Entrez Gene 57230 Mouse Entrez Gene 360662 Rat Entrez Gene 29115 Human Q9UHR5 |
| Synonyms: | HCNGP; HTRG; HTRP |



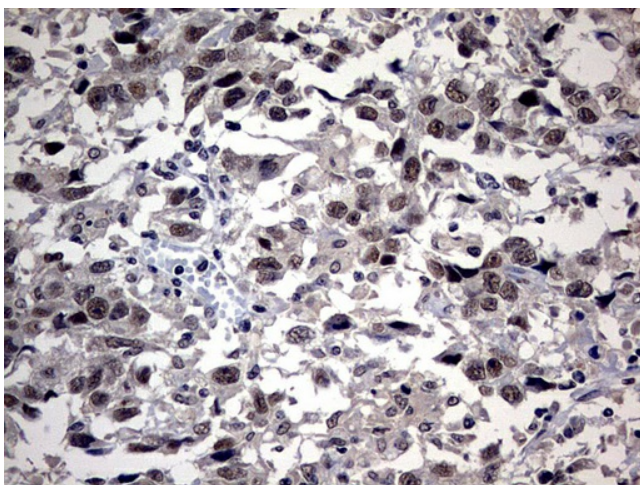
[View online »](#)

Product images:

HEK293T cells were transfected with the pCMV6-ENTRY control (Cat# [PS100001], Left lane) or pCMV6-ENTRY SAP30BP (Cat# [RC206462], Right lane) cDNA for 48 hrs and lysed. Equivalent amounts of cell lysates (5 ug per lane) were separated by SDS-PAGE and immunoblotted with anti-SAP30BP (Cat# [TA803237]). Positive lysates [LY415705] (100ug) and [LC415705] (20ug) can be purchased separately from OriGene.



Immunohistochemical staining of paraffin-embedded Carcinoma of Human lung tissue using anti-SAP30BP mouse monoclonal antibody. (Heat-induced epitope retrieval by 10mM citric buffer, pH6.0, 120°C for 3min, [TA803237])



Immunohistochemical staining of paraffin-embedded Adenocarcinoma of Human ovary tissue using anti-SAP30BP mouse monoclonal antibody. (Heat-induced epitope retrieval by 10mM citric buffer, pH6.0, 120°C for 3min, [TA803237])